

GOMOA WEST DISTRICT ASSEMBLY



Our Ref: GWDA
Your Ref:.....
Tel: (03320) 92612

District Administration
P.O. Box 39
Apam

28TH AUGUST, 2025

SUBMISSION OF DRAFT 2026-2029 MEDIUM-TERM DEVELOPMENT PLAN (MTDP)

I submit herewith the DRAFT 2026-2029 MEDIUM-TERM DEVELOPMENT PLAN in respect of the Gomoa West District Assembly for your information and further action, please.

Thank you.

MARTIN TWUMASI
DISTRICT COORD. DIRECTOR
FOR: DISTRICT CHIEF EXECUTIVE

DISTRIBUTION:

THE DIRECTOR-GENERAL
NATIONAL DEVELOPMENT PLANNING COMMISSION
CANTONMENT - ACCRA

THE REGIONAL MINISTER
CENTRAL REGIONAL COORDINATING COUNCIL

ATTN: THE REGIONAL ECONOMIC PLANNING OFFICER

GOMOA WEST DISTRICT ASSEMBLY



DRAFT 2026-2029 MEDIUM TERM DEVELOPMENT PLAN

**DISTRICT PLANNING AND CO-ORDINATING UNIT
(DPCU)**


AUGUST, 2025

FOREWORD

The implementation of 2022-2025 Medium Term Development Plan (MTDP) will end by December, 31, this year and required that all Metropolitan, Municipal and District Assemblies (MMDAs) prepare a new development plan for the ensuring planning cycle of four (4) to replace it as per the National Development Planning (System) Act, 1994, Act 480 and its regulation, LI 2232.

Gomoa West District Assembly, in accordance with these legislations and based on the guidelines issued by the National Development Planning Commission (NDPC) has prepared its 2026-2029 MTDP as a successor to the previous one. During its preparation, management held a number of consultations, solicited the opinions from relevant stakeholders and engaged well-meaning individuals both within the city and beyond in order to ensure that plan reflect the aspirations of all stakeholders as well as addressing the development challenges confronting the District.

It is the expectation of the Assembly that this plan serves as a blueprint for development of Gomoa West and contributes significantly to address the challenges confronting it. It expected that it will guide the mobilization and allocation of resources of the Assembly.

A handwritten signature in blue ink, consisting of stylized, overlapping lines and a large 'S' at the end, positioned above a horizontal dotted line.

HON. ALHAJI MOHAMMED KASSIM

TABLE OF CONTENT

<u>FORWARDING LETTER.....</u>	<u>Error! Bookmark not defined.</u>
<u>FOREWORD</u>	<u>Error! Bookmark not defined.</u>
<u>TABLE OF CONTENT</u>	<u>4LI</u>
<u>ACRONYMS</u>	<u>Error! Bookmark not defined.</u>
<u>EXECUTIVE SUMMARY</u>	<u>Error! Bookmark not defined.</u>
CHAPTER ONE	5
GENERAL INFORMATION.....	5
1.1 Introduction.....	11
1.1.1 Vision.....	15
1.1.2 Mission.....	15
1.1.3 Core Values.....	16
1.1.4 Functions.....	16
CHAPTER TWO	17
1.2 Performance Review.....	18
1.2.2 Financial Performance (2022-2025)	1Error! Bookmark not defined.
1.2.3 Lessons Learnt	20
1.2.5 Assumptions for Next Planning Period.....	2Error! Bookmark not defined.
1.3 Existing Conditions.....	Error! Bookmark not defined.
1.3.1 Location and Physical Characteristics	27
1.3.2 Demographic Characteristics	27
1.3.3 Social.....	30
1.3.4 Economic	38

1.3.6 Environment.....	43
1.3.7 Governance	Error! Bookmark not defined.
1.4 List of Development Issues.....	Error! Bookmark not defined.
1.4.1 Social.....	58
1.4.3 Economic	Error! Bookmark not defined.
1.4.4 Infrastructure.....	Error! Bookmark not defined.
1.4.6 Environment.....	Error! Bookmark not defined.

CHAPTER THREE..... **Error! Bookmark not defined.**

KEY DEVELOPMENT GOALS, OBJECTIVES AND STRATEGIES.....**Error! Bookmark not defined.**

2.1 Introduction.....	Error! Bookmark not defined.
2.2 List of Development Priorities.....	Error! Bookmark not defined.
2.3 Prioritization of Development Issues.....	Error! Bookmark not defined.
2.4 List of Prioritized Development Issues.....	Error! Bookmark not defined.

CHAPTER THREE..... **Error! Bookmark not defined.**

DEVELOPMENT PROJECTIONS, GOALS, OBJECTIVES AND STRATEGIES**Error! Bookmark not defined.**

3.1 Introduction.....	Error! Bookmark not defined.
3.2 Development Projections	Error! Bookmark not defined.
3.3 Goals, Objectives and Strategies.....	Error! Bookmark not defined.

CHAPTER FOUR..... **Error! Bookmark not defined.**

COMPOSITE DEVELOPMENT PROGRAMME **Error! Bookmark not defined.**

4.1 Introduction.....	Error! Bookmark not defined.
-----------------------	-------------------------------------

4.2 Programme of Action..... **Error! Bookmark not defined.**

4.3 Strategic Environmental Impact Assessment..... **Error! Bookmark not defined.**

CHAPTER FIVE86

COMPOSITE DEVELOPMENT PROGRAMMES

5.1 Introduction.....

5.2 Development Programmes.....

5.3 Cost of Plan..... **Error! Bookmark not defined.**

5.4 Revenue Generation Measures

CHAPTER SIX86

ANNUAL ACTION PLANS.....

6.1 Introduction.....

6.2 2026 Composite Annual Action Plan

6.3 2027 Composite Annual Action Plan **Error! Bookmark not defined.**

6.4 2028 Composite Annual Action Plan

6.5 2029 Composite Annual Action Plan

CHAPTER SEVEN.....70

MONITORING AND EVALUATION ARRANGEMENTS

6.1 Introduction.....

6.2 Monitoring Matrix

6.2.1 Monitoring Result Framework.....

6.2.2 Monitoring Data Management.....

6.2.3 Quarterly and Annual Progress Reporting Format

6.3 Evaluation85

6.4 Participatory M&E.....85

CHAPTER EIGHT.....85

COMMUNICATION STRATEGY.....85

7.1 Introduction.....85

7.2 The Stakeholders.....85

7.2.1 The Assembly85

7.2.2 Sector Departments.....85

7.2.3 Regional Co-ordinating Council.....98

7.2.4 Ministries, Departments and Agencies128

7.2.5 Non-Governmental Organization.....129

7.2.6 The Communities.....129

7.2.8 Individuals.....129

7.4 Creation of awareness:.....130

7.5 Organisation of meetings with stakeholders who must then take the messages back to .130

7.9 Development Communication Committee134

ANNEXES..... Error! Bookmark not defined.

ANNEX 1 – Maintenance Plan.....134

Education134

Health.....145

ANNEX 2 – PUBLIC HEARINGS149

Annex 2.1 – Sub-District level.....149

Annex 2.2 – Adoption of District Medium Term Development Plan..... 153

Annex 2.3 - Development Planning Sub-Committee 153

Annex 2.4 – ASSENT TO ACCEPTANCE OF PUBLIC HEARING REPORT.....**Error!**

Bookmark not defined.

LIST OF ACRONYMS

ACRONYMS	MEANING
▪ ADEOP	Annual District Education Operation Plan
▪ AEAs	Agriculture Extension Agents
▪ AMs	Assembly Members
▪ BAC	Business Advisory Centre
▪ CAD	Central Administration Department
▪ CF	Common Fund
▪ CHPS	Community-Based Health Planning and Services
▪ CHRAJ	Commission for Human Right and Administration Justice
▪ C-IMC	Community Integrated Management of Childhood Illness
▪ CSO	Civil Society Organization
▪ CU	Culture Unit
▪ CEDECOM	Central Regional Development Commission
▪ CNC	Centre for National Culture
▪ CHPS	Community-based Health Planning and Services
▪ CPESDP	Coordinated Programme of Economic and Social Development Policies
▪ CWSA	Community Water and Sanitation Agency
▪ DACF-RFG	District Assembly Common Fund-Responsive Factor Grant
▪ DA	District Assembly
▪ DCD	District Coordinating Director
▪ DCE	District Chief Executive
▪ DED	District Education Directorate
▪ DFO	District Finance Officer
▪ DHD	District Health Directorate
▪ DUR	Department of Urban Road
▪ DFR	Department of Feeder Road

- DMTDP District Medium Term Development Plan
- DBA District Budget Analyst
- DoC Department of Co-operative
- DPCU District Planning Coordinating Unit
- DOA Department of Agriculture
- DPO District Planning Office
- DWST District Water and Sanitation Team
- ECG Electricity Company of Ghana
- GOG Government of Ghana
- GEA Ghana Enterprise Agency
- GES Ghana Education Service
- GHA Ghana Highway Authority
- GTB Ghana Tourism Board
- GWCL Ghana Water Company Limited
- ICT Information and Communications Technology
- IGF Internally Generated Fund
- ISD Information Service Department
- LED Local Economic Development
- M&E Monitoring and Evaluation
- MAG Modernising Agriculture
- MOFA Ministry of Food and Agriculture
- MP Member of Parliament
- MTI Ministry of Trade and Industry
- NDPC National Development Planning Commission
- NADMO National Disaster Management Organisation
- NFED Non-Formal Education Division
- NHIS National Health Insurance Scheme
- PoA Programme of Action
- POCC Potentials, Opportunities, Constraints and Challenges
- PM Presiding Member
- PPD Physical Planning Department
- PPO Physical Planning Officer
- PTA Parent Teacher Association
- PWD's People with Disability
- RCCs Regional Co-ordinating Councils
- REPO Regional Economic Planning Officer
- RPCUs Regional Planning Co-ordinating Unit
- RSC Road Safety Commission
- SWCD Social Welfare and Community Development
- STWS Small Towns Water Systems
- SHS Senior High School
- TCPD Town and Country Planning Department
- TA Traditional Authority

EXECUTIVE SUMMARY

The 2026 - 2029 Medium-Term Development Plan (MTDP) of Gomoa West District Assembly (GWDA) is a strategic document to provide guidance for all development programmes and projects of the District. It is also the composite document for all intended activities of all departments, units and stakeholders of the Assembly. Its Annual Action Plans will guide the budgeting and fund management system of the Assembly within the plan period.

In the plan preparation process, a team was constituted for the exercise. The team composes of the District Coordinating Director, the Planning Officer and Deputy, the Budget Officer, the, a representative from the District Health Directorate, representative from the District Education Directorate, Head of Social Welfare and Community Development and the District Director of Agriculture. Anon-Governmental Organisation (NGO) 'I Am Aware' initiative also supported some part of the stakeholder engagements.

The MTDP preparation follows the guidelines issued by the National Development Planning Commission (NDPC) which has been grouped into chapters. These include Situational Analysis; Key Development Priorities; Development Projections, Goals, Objectives and Strategies; Composite Development Programmes; Annual Action Plans; Monitoring and Evaluation Arrangements; and Communication Strategy.

The Plan has eight chapters:

The **first chapter**

attempted to review the performance of the 2022-2025 Medium Term Development Plan and the impact it has made on the development of the Metropolis. It also identified failures and successes in the period and drew lessons from the past to bear on the current situation. This exercise helped to identify our immediate past experiences, it brought us to the present situation from where we began to look into where we want to be 2029.

The stakeholder's meetings held in the communities also helped to identify and prioritize community problems and needs within the focus areas.

In **chapter two** the identified issues were prioritized under each of the thematic areas.

Chapter three focused on the development of the Development Goals, objectives and adopted strategies to achieve the objectives. The District Development focus has been defined and the relevant objectives and strategies have been adopted from the NMTDPF (2026-2029).

Next is **chapter four**, where a broad composite Programme of Action for 2026-2029 has been formulated to take care of some development goals.

In **Chapter Five**, indicative Annual Action Plans (AAP) have been teased out from the broad Composite Program of Action for the period. This means that there are 4 rolling plans to be implemented.

Chapter six, highlights on the Monitoring and Evaluation arrangements and the communication strategies for plan implementation have been detailed out in **Chapter seven**.

It is our belief that the 2026-2029 MTDP has clearly defined three stages in our time as a district:

- Where we are coming from
- Where we are and
- Where we want to go by 2029

This situation has indeed informed our choices and we hope to involve the stakeholders who formulated the programmes in the implementation processes. The document went through the various stages of the Assembly system with its approval by the General Assembly on October --- ---, 2025.

CHAPTER ONE

1.0 GENERAL INFORMATION

1.1 Introduction

This District Medium-Term Development Plan (DMTDP) 2026–2029 has been prepared under the National Medium-Term Development Policy Framework 2026-2029 which establishes the broad

national development agenda. Guidelines were provided by the National Development Planning Commission (NDPC) to facilitate the preparation of district medium-term development plans in accordance with Sections 1(2 to 4) and 11 of the National Development Planning System, 1994 (Act 480), Sections 1 to 13 of the National Development Planning (System) Regulation, 2016, LI 2232, Sections 83 ((1a-h), 3, 4) and 86 (1-4) of the Local Governance Act, 2016 Act 936.

The goal of the policy is addressing the economic imbalances, re-stabilizing the economy and placing it on a path of sustained accelerated growth and poverty reduction towards achieving the Sustainable Development Goals (SDGs).

The preparation of the plan is guided by the National Development Planning Commission's guidelines issued. The structure of the plan is based on the major national development agenda for the period based on five goals, namely: 1. Build an Industrial Inclusive and Resilient Economy, 2. Create an Equitable, Health and Discipline Society, 3. Build Safe and Well-Planned Communities While Protecting the Natural Environment, 4. Build Effective, Efficient and Dynamic Institutions.

1.1.1 Vision

First class local government institution delivering excellent services

1.1.2 Mission

The Gomoa West District exists “to facilitate the improvement of the quality of life of the people within the Assembly’s jurisdiction, through equitable provision of service for the total development of the district with the context of good governance”.

1.1.3 Core Values

- Transparency
- Teamwork
- Efficiency
- Accountability
- Impartial and timely service delivery
- Participation

1.1.4 Functions

The District as mandated by the Local Governance Act 2016, (Act 936 as amended) is to

- exercise political and administrative authority in the district;
- be responsible for the overall development of the district;
- promote local economic development; and
- provide guidance, give direction to and supervise other administrative authorities in the district as may be prescribed by law;
- exercise deliberative, legislative and executive functions;
- formulate and execute plans, programmes and strategies for the effective mobilisation of the resources necessary for the overall development of the district;
- promote and support productive activity and social development in the district and remove any obstacles to initiative and development;
- initiate programmes for the development of basic infrastructure and provide municipal works and services in the district;
- be responsible for the development, improvement and management of human settlements and the environment in the district;
- in co-operation with the appropriate national and local security agencies, be responsible for the maintenance of security and public safety in the district;
- act to preserve and promote the cultural heritage within the district;
- ensure ready access to courts in the district for the promotion of justice;
- initiate, sponsor or carry out studies that may be necessary for the discharge of any of the duties conferred by this Act or any other enactment; and
- perform any other functions that may be provided under another enactment

GOVERNANCE STRUCTURE AND FUNCTIONS OF THE GOMOA WEST DISTRICT ASSEMBLY

The Gomoa West District Assembly (GWDA) is the highest political and administrative authority in the District. It provides guidance and serves all other administrative authorities in the District. Under the Local Governance Act 2016, (Act 936 as amended), the Gomoa West District Assembly exercises overall deliberative, legislative and executive functions in the District.

The Assembly's functions cover the following areas:

- a. The preparation of development plans and budgets relating to the approved plans
- b. Formulating and executing plans, programmes and strategies for the effective mobilisation of resources for the overall development of the District.
- c. Promoting and supporting production activity and social develop in the district, and removal of obstacles to initiative and development.
- d. Initiating programmes for the development of basic infrastructure.
- e. Developing, improving and managing human settlements and the environment
- f. Maintaining security and public safety in co-operation with national and local security agencies.
- g. Ensuring ready access to Courts in the district for the promotion of justice.
- h. Initiating, sponsoring or carrying out studies for enhancing functions
- i. Co-ordinating, integrating and harmonising and creation of programmes and projects under approved development plans for the district and other development programmes promoted or carried out by Ministries,
- j. Departments, Public corporations and other statutory bodies and non-governmental organisations in the District.

The Gomoa West District Assembly consists of:

1. The District Chief Executive
2. Thirty-Six members, one each from the electoral areas in the District elected by the universal adult suffrage.
3. The member of Parliament for Gomoa West who has no voting right
4. Appointed members not exceeding 30% of the total membership of the assembly and appointed by the President in consultation with traditional authorities and other interest groups in the district.

The legislative and deliberative head of the Gomoa West District Assembly is the Presiding Member who is elected by the Assembly from among its members every two years.

Under Gomoa West District Assembly Standing Orders, the Presiding Member's functions include the following:

- a. Convening and presiding over all sittings of the Assembly except the inaugural meeting.
- b. Ensuring that all meetings of the Assembly are conducted in accordance with the relevant rules and regulations.
- c. Have a casting vote in event of equality of votes
- d. Power of adjourning or suspension of Assembly sitting
- e. Together with the DCE represent the Assembly on the Regional Co-ordinating Council Board.

The Political and executive head of Assembly is the District Chief Executive. He is under Section 20 (2) of Act 462, the chairman of the executive Committee of the Assembly. He is responsible for the day-to-day performance of the executive and administrative functions of the assembly and responsible for the supervision of the departments of the assembly. He is also the chief representative of the Central Government in the District.

Under section 21 of act 462, the Executive Committee exercises the executive and coordinating functions of the Assembly. Its functions include the following:

1. Co-ordinating plans and programmes of the sub-committees and submit these as comprehensive plans of action to the Assembly.
2. Implementing resolutions of the Assembly.
3. Overseeing the administration of the district in collaboration with the office of the District Chief Executive.
4. Recommending to the District Assembly, the economic, social, spatial, and human settlement policies relating to the development of the district.
5. Recommending to the Assembly the integration and co-ordination of the processes on planning, programming, budgeting and implementation.

6. Initiation and implementation of development programmes and projects at the district level and recommendation to the District Assembly the harmonisation of the development policies.
7. Recommending the monitoring and evaluation of all policies, programmes and projects to the Assembly.
8. Develop and execute approved plans of the Unit Committees and Area Councils within the area of authority of the District Assembly.
9. The Executive Committee has the following mandatory sub-committees:

Composition of Mandatory Sub-Committees of the Assembly

- Development Planning
- Social Services
- Works
- Justice and Security
- Finance and Administration

However, the Assembly has established an additional sub-committee of the executive committee in addition to the above sub-committees provided for under Section 24(1) of the Act 462 as;

- Agriculture and Local Economic Development (LED)

As provided for under Section 25(1) of Act 462 every sub-committee is responsible for collating and deliberating on issues relevant to it as the Assembly may direct and shall submit its recommendation to the Executive committee.

The first schedule of the Local Governance Act, 2016 (Act 936) however establishes thirteen decentralised departments for the District Assembly. These departments that came in force through the passing of the legislative Instrument are:

Decentralized Departments, their components and location in respective Sub-Committees

Decentralised Departments	Composition	Location in Assembly Sub-Committee
1. Central Administration	<ul style="list-style-type: none"> ▪ Central Admin. ▪ DPCU ▪ Budget 	<ul style="list-style-type: none"> ▪ Justice & Security ▪ Finance & Admin. ▪ Social Services

	<ul style="list-style-type: none"> ▪ Procurement 	<ul style="list-style-type: none"> ▪ Works ▪ Development Planning ▪ Agriculture and Local Economic Development
2. Births & Deaths	<ul style="list-style-type: none"> ▪ 	<ul style="list-style-type: none"> ▪ Social Services
3. Statistics	<ul style="list-style-type: none"> ▪ 	<ul style="list-style-type: none"> ▪ Development Planning
4. Human Resource	<ul style="list-style-type: none"> ▪ 	<ul style="list-style-type: none"> ▪ Finance & Administration
5. Finance	<ul style="list-style-type: none"> ▪ Controller & Acct. General 	<ul style="list-style-type: none"> ▪ Finance & Administration
6. Education, Youth and Sports	<ul style="list-style-type: none"> ▪ Ghana Education Service ▪ Ghana Library Board 	<ul style="list-style-type: none"> ▪ Social Services
7. District Health Department	<ul style="list-style-type: none"> ▪ Ghana Health Service 	<ul style="list-style-type: none"> ▪ Social Services
8. Agriculture Department		<ul style="list-style-type: none"> ▪ Development Planning ▪ Agriculture and Local Economic Development
9. Physical Planning Department	<ul style="list-style-type: none"> ▪ Spatial Planning unit. ▪ Parks & Gardens 	<ul style="list-style-type: none"> ▪ Development Planning
10. Social Welfare and Community Dev. Dept.	<ul style="list-style-type: none"> ▪ Social Welfare ▪ Community Dev. 	<ul style="list-style-type: none"> ▪ Social Services
11. Works Department	<ul style="list-style-type: none"> ▪ Works Department ▪ Rural Housing 	<ul style="list-style-type: none"> ▪ Works ▪ Social Services
12. Trade & Industry	<ul style="list-style-type: none"> ▪ NBSSI/BAC ▪ Industry 	<ul style="list-style-type: none"> ▪ Agriculture and Local Economic Development
13. Disaster Prevention Department	<ul style="list-style-type: none"> ▪ Fire Service 	<ul style="list-style-type: none"> ▪ Social Services

These departments of the District Assembly are, according to Section 33 of the Civil service Law, 1993 (PNDC Law 427) are direct establishments of the 13 decentralised departments. The development plans and budgets of these departments are to be incorporated into the Medium-Term and Annual District Plans and Budgets.

Institutional structures below the District Assembly

In pursuance of Section 3(3) of the act 462, the Legislative Instrument (1994) 1589, provides for the establishment of sub-Metro Councils and Unit Committees as the sub-district and community

structures respectively for the completion of the decentralisation programme in the District. These structures are however not yet established.

The functions of the Area Councils include assisting the Assembly in mobilising local resources as well as managing environmental issues in the zone. The Unit committees on the other hand take over all the functions of the former Town/Village Committees. They also assist the assembly to;

- Mobilise local resources
- Monitor the implementation of development projects
- Organise communal and voluntary work
- Make proposals for the levying and collection of rates through the Area Council as well as supervise staff of the Assembly assigned duties in its area of authority

The District has 36 electoral areas, one constituency and seven Sub-District Structures (Apam Urban, Dago Town, Mumford Town, Assin, Ajumako, Eshiem and Durampong Area Councils).

Sub-district structures of Gomoa West District Assembly

NO.	AREA COUNCILS	ELECTORAL AREAS	COMMUNITIES UNDER ELECT. AREAS
1.			
2.			
3.			
4.			
5.			
6.			
7.			
8.			
9.			
10.			
11.			
12.			
13.			
14.			
15.			
16.			
17.			

18.			
19.			
20.			
21.			
22.			
23.			
24.			
25.			
26.			
27.			
28.			
29.			
30.			
31.			
32.			
33.			
34.			
35.			
36.			

Source: DPCU Construct

Civil Society Organizations/Non-Governmental Organizations

Organizations that are independent of the government have existed in Ghana for many years. These range from Asafo groups (traditional armies), ethnic groupings, clans and benevolent, religious groups and students’ associations. Some of these groups were already active during the independence struggle, before political parties were formed in Ghana.

Non-Governmental Organizations (NGO’s) as they are known now, and Community Based Organizations (CBO’s), are relatively few in the district. A number of NGO’s and CBO’s operate in the Gomoa West District, but their number as well as their impact on the socio-economic lives of the people as compared to other areas of the country is insignificant.

The Private Sector

The private sector is relatively well developed and is an active player in the development of the District. Most of the occupations do not have formal organizations. For example, important groups like the Fishermen are not formally organized but have a Chief Fisherman who can call all

the fishermen at all times to discuss important issues. The fishmongers have also elected a queen who can call meetings at all times. Apam, Mumford and Dago are coastal towns and have always been a trading and fishing hub in the district. Market women are also organised along the lines of their occupational groups.

The Informal Sector is becoming more and more important as key player in the developmental process. Small Kiosks, shops, and street vendors can be found on the streets of the District. This informal sector is a major contributor to the District's economy; however, it can also become a nuisance and a health hazard. Especially, along main streets and several connecting streets, the number of informal and often unauthorized structures has become a nuisance. There is therefore an urgent need to review the present situation and come out with guidelines for structures for informal sector traders.

CHAPTER TWO

SITUATIONAL ANALYSIS OF THE DISTRICT ASSEMBLY

INTRODUCTION

This chapter presents the performance review of the 2022-2025 MTDP and situational analysis with the list of development challenges.

PERFORMANCE REVIEW

Table: Programme Performance Review (2022-2025)

DEVELOPMENT DIMENSION	INDICATOR	BASELINE (2025)	2022-2025 MEDIUM-TERM TARGET	DEVELOPMENT OUTCOMES	
				YEAR	DATA
Economic Dimension	Annual increment in revenue performance	GHC 1,080,000.00	GHC 2,000,000.00	2024	GHC 1,200.000.00
	Reduction in unemployment rate	4.5%	3.8%	2024	4.5%
	Percentage increment in economically active population	69.6%	74.82%	2024	-
	Increment in agricultural productivity	84,533.00	101,439.60	2024	124,393
Social Dimension	Percentage reduction in transport related injuries and casualties	51	45	2024	8
	Availability of health facility within every 4km radius	19	29	2024	30
	Reduction in occurrence of HIV/AIDS, malaria, TB and other diseases	65,492	22,267	2024	51,394
	Improvement BECE Performance	65%	79%	2024	61.59
	Reduction in transport related injuries and casualties	51	45	2024	8
	Reduction in child related offences including trafficking	18.00	6	2024	31
	Number of vulnerable groups politically and economically empowered	6,318	474	2024	336
Environment, Infrastructure and Human Settlement	Percentage of the population having access to electricity	0	95%	2024	95%
	Percentage of the road network engineered	0	51%	2024	62
	Percentage of the communities have access to potable water	64	72	2024	76
	Percentage of solid waste generated in the District properly managed	34,245.37	25,684.03	2024	13,992.00

	Reduction in the number of OD communities	0	34%	2024	0
	Percentage reduction in Sanitation related diseases	45,754	37,976	2024	26,445
	A well-equipped disaster personnel for effective management of disaster	0	0	2024	0
	Disaster resilient communities	0	0	2024	0
	Percentage of the District properties digitized and numbered	32,715	5,562	2024	5,000
Governance, Corruption and Public Accountability	Percentage score in DPAT assessment	93%	95%	2022	100%
	Percentage of public lands registered	0	0	2024	0

FINANCIAL PERFORMANCE (2022-2025)

Report on Funding by Sources

The main sources of revenue for financing the implementation of development projects and programmes in the District within the period under review included the DACF-RFG, DACF, IGF and Central Government Transfers (Social Investment Fund and Ghana School Feeding Fund) and Development Partner Funds. However, it could be inferred that the DACF and the DACF-RFG remained the main source of revenue to fund development projects in the district.

The overall outturn of the Assembly's revenue in 2024 was **GH¢7,373,276.41**. This outturn represents **55.67 percent** increase over the amount accrued in 2023. The total revenue for the year also represents **33.39 percent** decline in the annual revenue target of GH¢ **11,070,892.41** as presented in **Table 2.2.1**.

Financial Performance (2022-2025)

SOURCE OF FUND	TOTAL ESTIMATED COST OF PLAN	TOTAL AMOUNT RECEIVED	VARIANCE
GoG	70,510,750.00	64,354,840.62	7,595,909.38
IGF	2,269,500.00	2,170,127.98	99,372.02
DACF	15,926,628.19	6,544,648.32	11,121,979.87
DACF-RFG	3,628,838.46	3,052,735.08	261,103.38
DPs	120,000.00	75,463.05	335,239.39
MP CF	2,225,676.00	953,595.11	1,272,080.89
PWD CF	560,000.85	238,459.68	239,339.17
MSHAP	159,266.28	8,841.00	150,425.28
Others	100,000.00	49,829.92	50,170.08
Total	95,500,659.78	77,448,540.76	18,052,119.00

Source: GWDA, Budget/Finance Department, 2024

Though the Assembly failed to meet its revenue targets, the year-on-year comparison of the revenue figures indicates that the revenue of the Assembly has been increasing since 2024. The table below reveal the financial performance of the Assembly with respect to 2022-2025 MTDP implementation. During the said plan period, a total cost of GH¢**95,500,659.78** was estimated to implement the document. Out of that, the Assembly realized GH¢**77,448,540.76** leaving a remainder of GH¢21,125,619.46. This represented 75.5% revenue performance over the period under review. GH¢6,005,544.11 out of a total of GH¢**18,052,119.00** was received by the District Assembly as transfers from the Central Government (DACF, MP CF, MSHAP, PWD CF) over the plan period representing 37%.

It should be noted that there were other public institutions and development partners who implement major planned projects in the district. The expenditure incurred on those projects did not pass through the financial records of the Assembly. Hence, the Assembly is unable to determine the actual expenditure made. Therefore, the table above does not fully reflect the actual development spending incurred within the district during the planned period. which were not factored in this analysis. Some of these agencies are Coastal Development Authority (CODA), Department of Feeder Roads (DFR), Ghana Highway Authority (GHA), Ghana National Petroleum Corporation (GNPC), GETFund, Community Water and Sanitation Agency (CWSA), etc

Challenges with regards to generating funds

- the absence of property valuation record was a major challenge that confronted the district assembly's effort towards generating funds in the reporting year. this affected the generation of property rate revenue as the assembly was compelled to generate property revenue from commercial properties and valuated properties within the district.
- the inadequacy of vehicle for revenue mobilisation was another challenge that confronted the assembly in its effort to generate funds internally.
- the general unwillingness of the citizens to pay rates and levies was also a challenge for the assembly. revenues from building permits and business licenses were relatively low because of people's unwillingness to pay such levies in the district.
- the absence of a prosecutor for the assembly also affects the prosecution of defaulters to serve as a deterrent for others.
- the non-functionality of the unit committee coupled with ineffective functioning of the sub-district councils.

Lessons Learnt

- Agents of the Central Government implemented more than 75% of the physical projects in the city during the period under review
- Civil Society Organization undertook more than 60% of non-physical projects especially with respect to social protection sector
- Less than 60% of funds expected from Central Government were received
- Inflation affected planned cost of projects at the beginning of the planned period

Assumptions for Next Planning Period

- Population growth should be within the projected estimates
- Inflation should not be over 12% during the planned period
- More than 80% of planned funds from the Central Government should be actualized
- Agents of the Central Government should implement more than 75% of the physical projects in the city during the plan period
- Civil Society Organization should implement more than 70% of non-physical projects especially with respect to social protection activities

EXISTING CONDITIONS

PHYSICAL CHARACTERISTICS

Location

The Gomoa West District is one of the twenty-two (22) local government in the Central Region of Ghana. The District stretches from Gomoa Antseadze in the west to Gomoa Bewadze in the East. It is bounded to the North by Asikuma - Odoben- Brakwa and Agona West; the South by the Atlantic Ocean, to the East by Gomoa Central and Effutu; and to West by Ajumako-Enyan-Essiam and Ekumfi respectively. The District covers a land area of 514.2 square kilometres. It between Latitude 5°12'0"N and 0°36'0"N; and Longitude 0°55'0"W and 0°40'0"W.

DEMOGRAPHIC CHARACTERISTICS

Population size and Distribution

The population of the Gomoa West District was 135,189 in 2010 and 129,512 in 2021, giving an inter-censal increase of 3.0% and, but there was a substantial decrease of 4.2% for the 11-year period. The 2021 population census indicates that Gomoa West District has a total population of 129,512 persons including 70,092 females (54.12%) and 59,420 males (45.88%).

- Male – 59,420 (45.88%)
- Female – 70,092 (54.12%)
- Urban Population – 59.10%
- Rural Population – 40.90%
- Population Density – 252 persons/km²

Demographic Characteristics

	2000	2010	2021
Total Population	92,091	135,189	129,512
Male Population	41,809	60,417	59,420
Female Population	50,282	74,772	70,092
Percentage Male Population	45.40%	44.69	45.88%
Percentage Female Population	54.60%	55.31	54.12%
Population Density	191 persons/Km ²	262.9 persons/Km ²	252 persons/km ²
Share of Regional Population		6.14	6.7
No. of Houses	1,559	13,577	23,233
Population per House	5.7	4.8	5.57
No. of Households	17,078	37,552	38,799
Av. Household Size	3.8	3.6	3.3
Household per House	5.3	2.77	1.67
Dependency Ratio	71.0 ppl /100ppl	83.2 ppl/100ppl	89.2 ppl/100ppl
Total Fertility Rate			2.6
Mean No. Child Ever Born (CEB)			
Child Survival			

Source: Ghana 2021 population and Housing census report,

Population Distribution

The population size and distribution of the Gomoa West District is presented in the above table which indicates that the District has a total population of 129,512 consisting of 59,420 males (45.88%) and 70,092 females (54.12%). The District is predominantly rural with 76,540 (i.e. 59.10%) of the population residing in rural areas compared to 52,972 (i.e. 40.90%) in peri-Urban settlements.

Rural-urban split

The District has a peculiar rural-peri-urban scenario. In the 2021 Population and Housing Census, the rural-urban proportions changed slightly to 6:4 for the district, 5:5 for the Region and 5:5 for the country. That is, 44.41% (Rural) and 55.59% (Urban). It therefore means that the District is gradually drifting from rural to a peri-urban. The District Assembly would therefore priorities development plans when formulating activities to address problems.

Rural Urban Population by Locality and sex

Locality	Total	Male (%)	Female (%)
Urban	40.90	18.87	22.03
Rural	59.10	27.01	32.09

Source: 2021 population and Housing census report.

Religion and Ethnicity

Ethnic distribution

Tribe	Percentage (%) of Population
Akan	96.34
Ga-Dangme	1.03
Ewe	1.68
Guan	0.28
Gurma	0.05
Mole-Dagbani	0.29
Grusi	0.07
Mande	0.13
Others	0.13

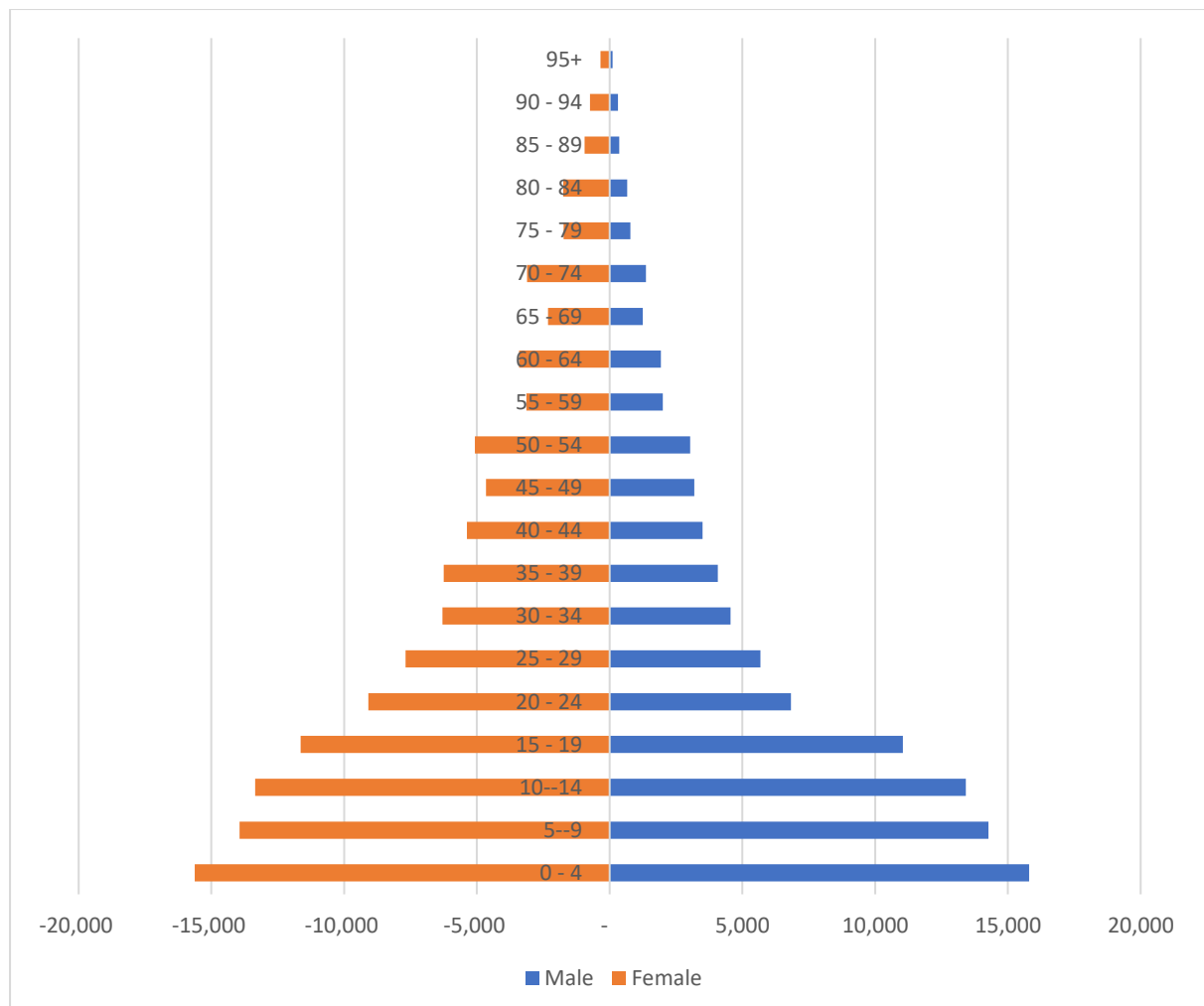


Figure 1: Projected Population Pyramid

Settlements

The 2021 PHC, about five out of seventy-eight settlements have population over 5,000 persons and above are classified as urban areas. Previously it was only Apam and Mumford that had populations greater than 5,000. Three out of the five of the urban towns are found along the coast with fishing as main economic activity. Seven (7) settlements (19.0%) have populations between 2,000 and 4,999.

Table 1: Population settlement pattern for first twenty communities

POPULATION RANGE	NUMBER OF SETTLEMENT	POPULATION BY SETTLEMENT	% OF POPULATION SETTLEMENT
Towns (5000+)	5	59,567	65.2
2,000 -4,999	7	17,414	19.0
1,000-1,999	8	14,444	15.8
Total	20	91,425	100.0

Source: Ghana Statistical Service (2021) Population and Housing Census

Social

Education

The district has a total of 359 basic schools made up of 126 kindergartens (74 public and 52 private) 125 primary (74 public and 51 private) and 108 junior high schools (70 public and 38 private). The District also has 4 senior high schools (two at Gomoa Mozano, one at Apam and another at Gomoa Dawurampong) and 3 technical and vocational institutes at Gomoa Mprumem, Gomoa Mankoadze and Gomoa Adaa.

Table: School Enrolment

SCHOOL	PUBLIC	PRIVATE	TOTAL
PRE-SCHOOL	5,787	2,001	7,788
PRIMARY	15,130	4,930	20,060
JHS	1,568	1,568	3,136
TOTAL	22,485	8,499	30,984

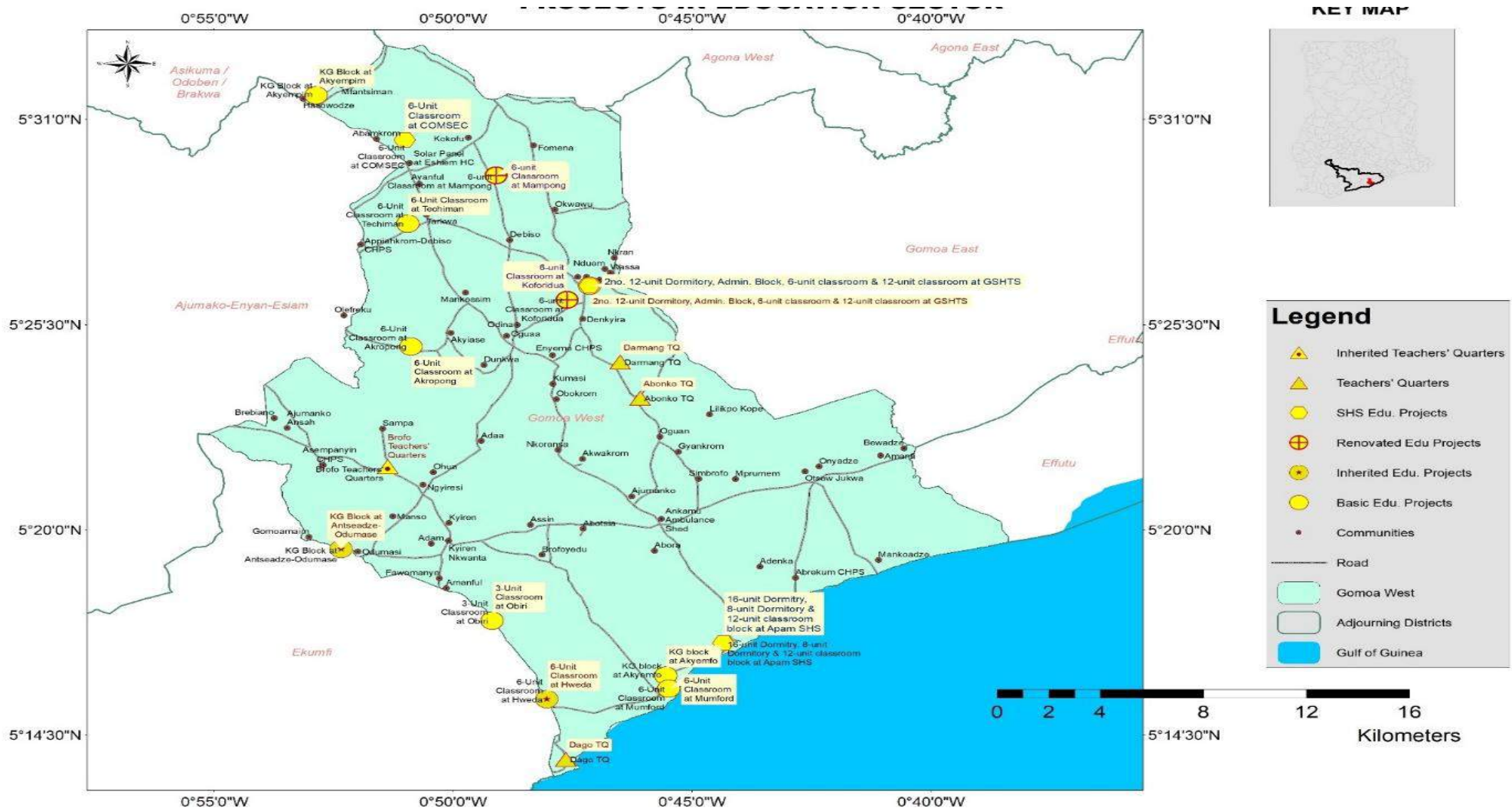
There 1,479 teachers in the District, out of which 911 are trained and the rest 568 untrained.

Table: Teachers

SCHOOL	PUBLIC			PRIVATE			TOTAL		
	TRAINED	UNTRAINED	TOTAL	TRAINED	UNTRAINED	TOTAL	TRAINED	UNTRAINED	TOTAL
PRE-SCHOOL	120	20	140	2	46	48	122	66	188
PRIMARY	388	49	437	9	268	277	397	317	714

SCHOOL	PUBLIC			PRIVATE			TOTAL		
	TRAINED	UNTRAINED	TOTAL	TRAINED	UNTRAINED	TOTAL	TRAINED	UNTRAINED	TOTAL
JHS	378	30	408	14	155	169	392	185	577
TOTAL	886	99	985	25	469	494	911	568	1,479

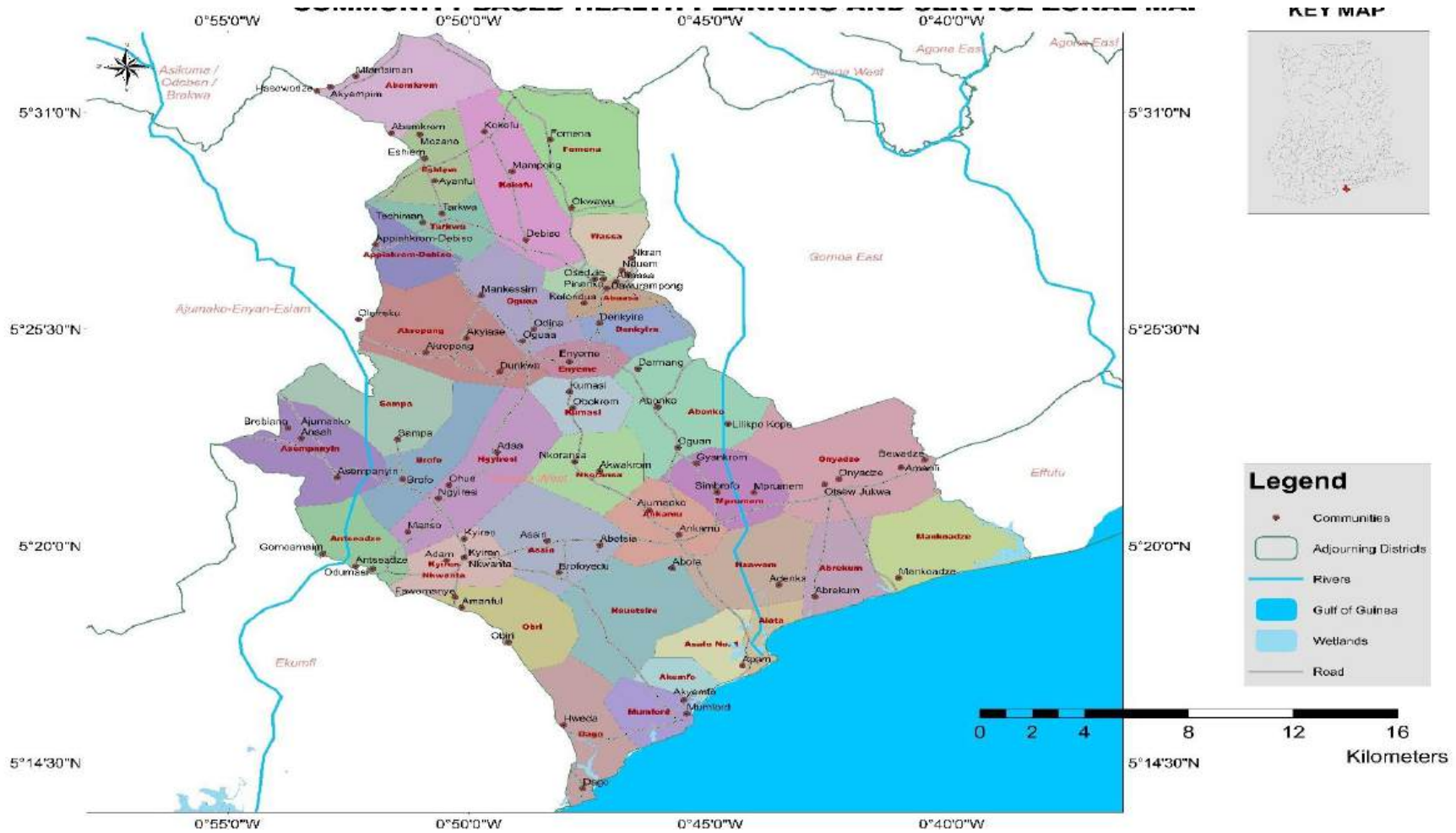
Figure: Map of Project implemented in the education sector

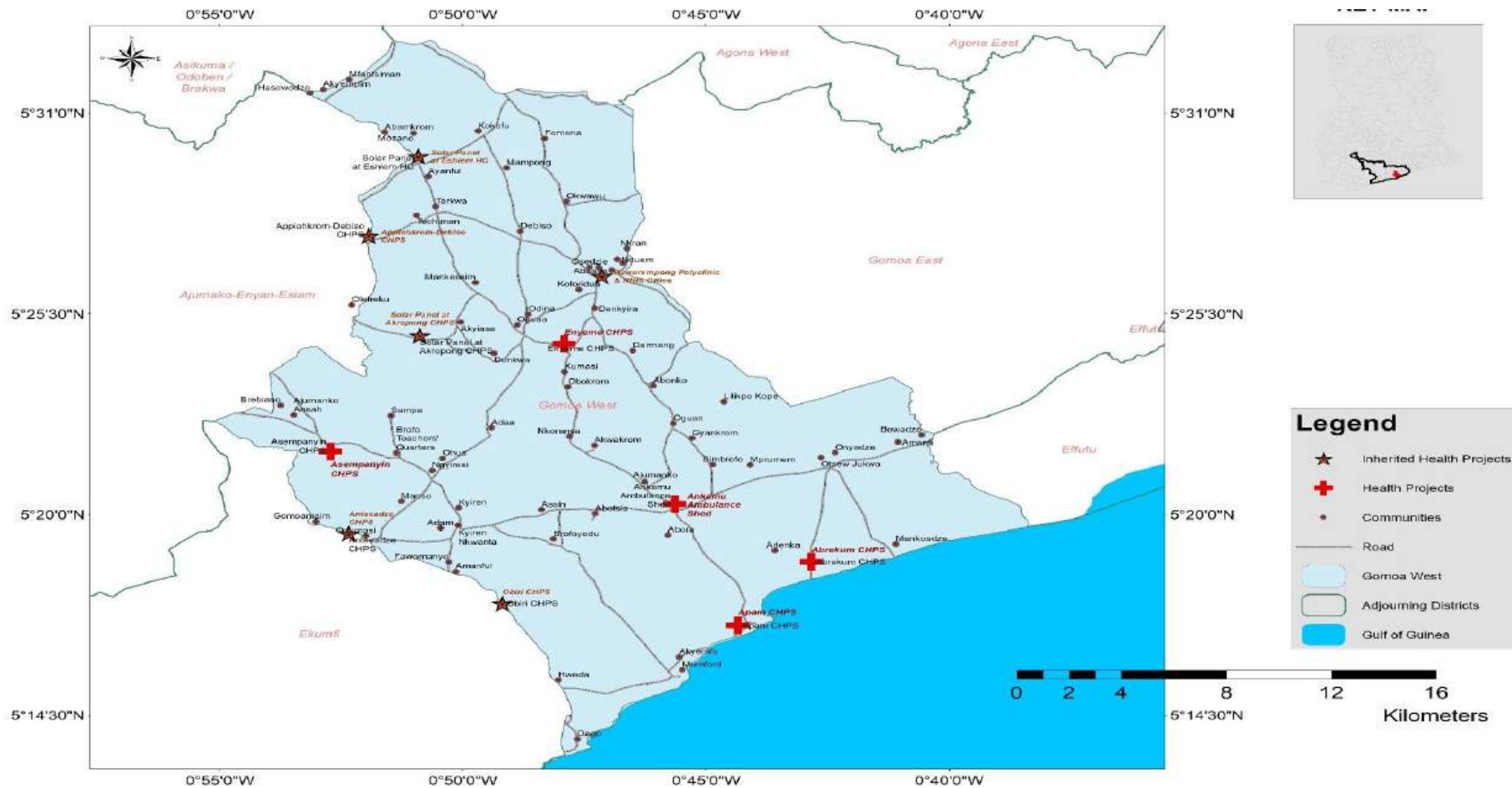


Health

Gomoa West District has 41 facilities delivering health services to the residents. These includes one (mission) hospital at Apam, one polyclinic at Gomoa Dawurampong, one reproductive and Child Health and Nutrition Centre also at Apam, a private clinic at Gomoa Ankamu, six health centres (at Gomoa Osedze, Gomoa Oguaa, Gomoa Otsew, Mumford, Gomoa Eshiem and Gomoa Dago) and 31 Community-based Health Planning and Service (CHPS). There are 78 communities in the district with 97 outreach points, 105 Trained Traditional Birth Attendants.

Figure: Map depicting Communities with CHPS Compound Map





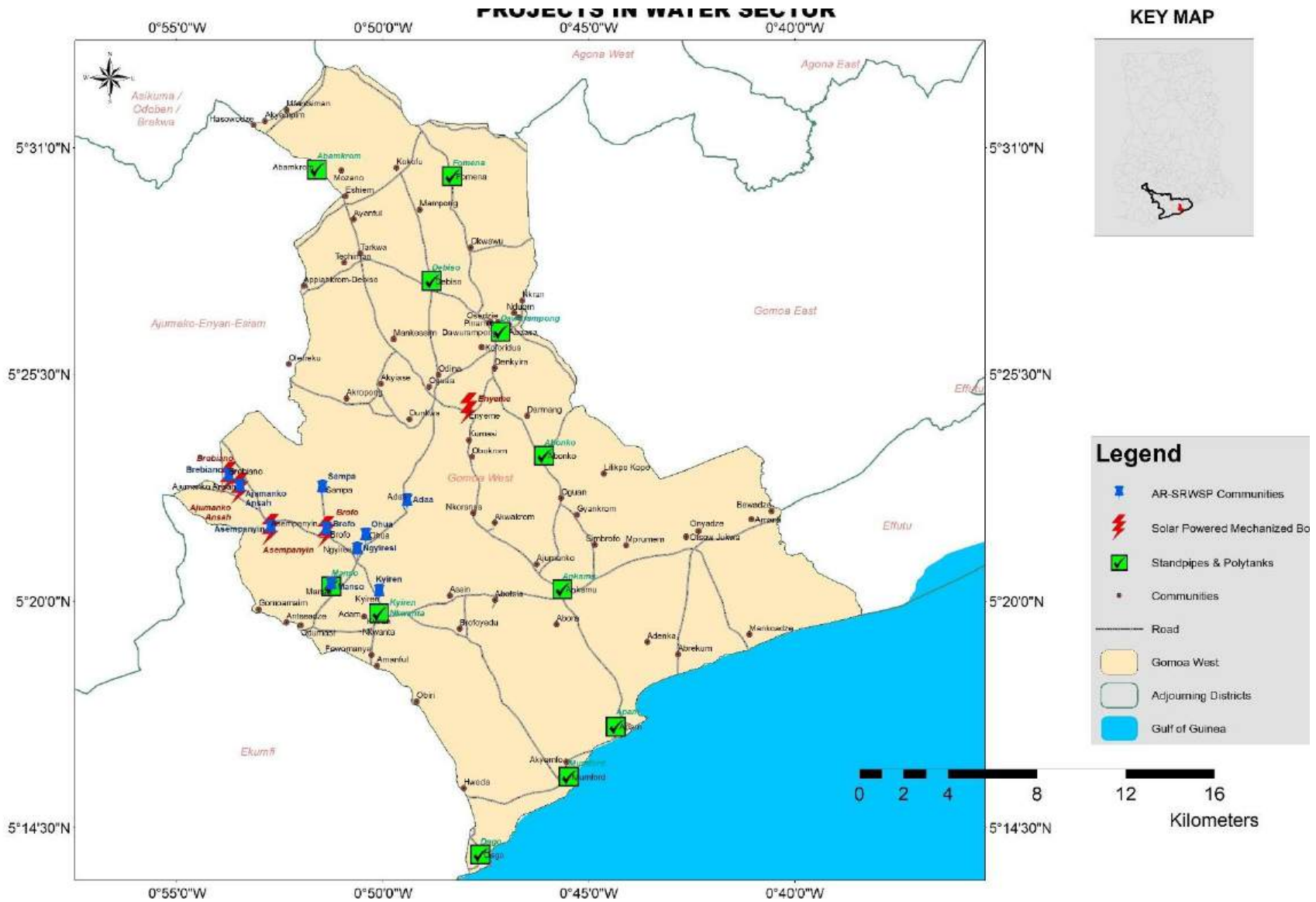
Nutrition

The projected nutrition (food energy) demands of Gomoa West District at the end of the planned period is estimated to be 379 megajoules or 48,432.07 metric tonnes of food per annum. This is made of 11,531.45 tonnes of staple food, 16,144.02 tonnes of protein, 6,918.87 tonnes of vegetables and 13,837.73 tonnes of fruits.

Water

The estimate annual water demand of the District is estimated to 7.0m m³ per year (19,368 m³ per day). Gomoa West benefits from three major sources of treated water for household water supply – Swedru, Winneba and Essuakyir. There is evidence to suggest that the populace depend on sachet (0.5litre packaged water in plastic bags) as major source of drinking water. According to Ghana Water Company Limited and Community Water and Sanitation Agency (CWSA), they have 90% community coverage. However, about additional 25% of population depend on boreholes. Collectively, the District has 95% geographical coverage of potable water. However, access to water by households is about 67%.

Figure: Map depicting Boreholes in the water sector of Gomoa West District

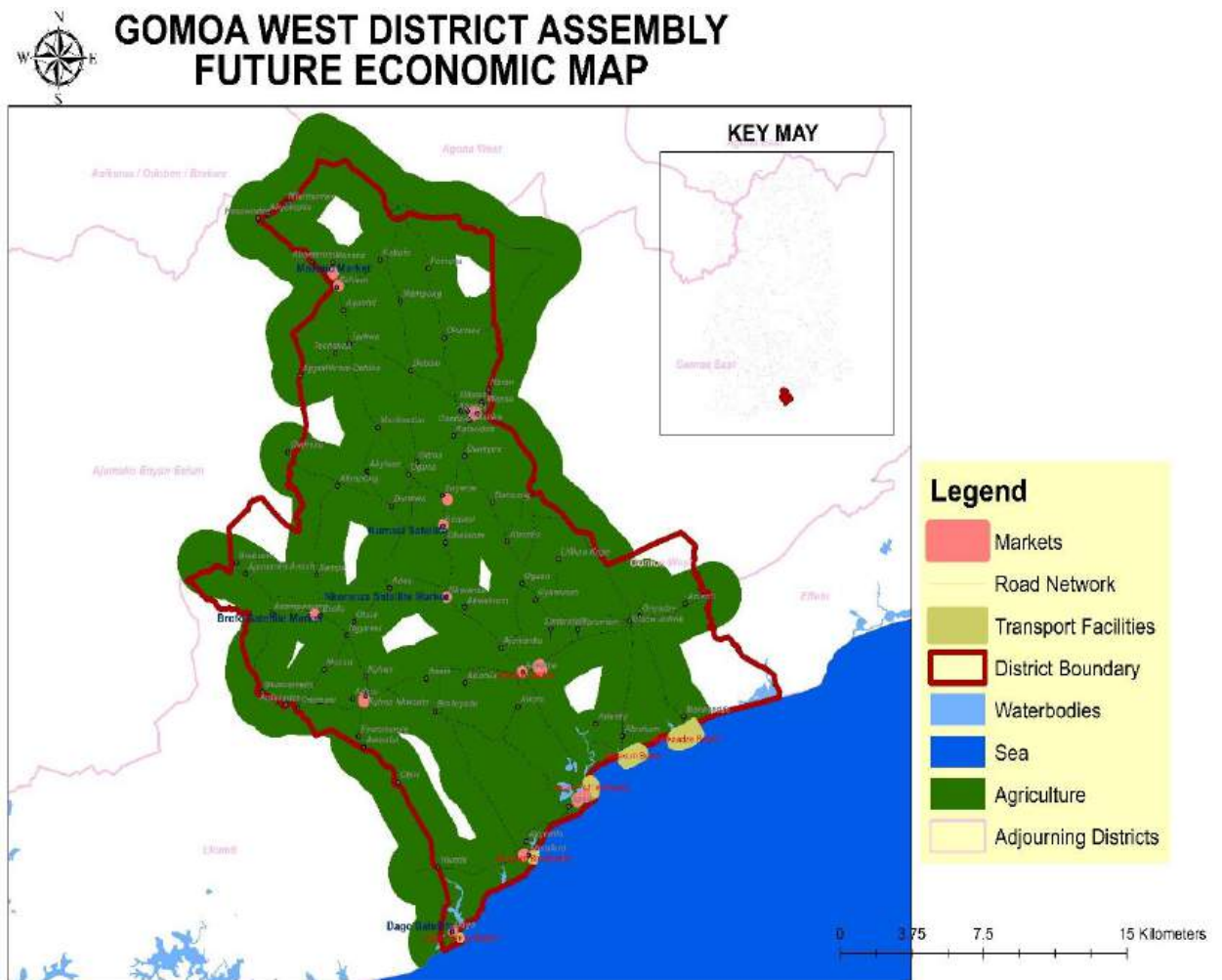


ECONOMIC

Revenue Mobilization for Development

During the implementation of the 2022-2026 MTDP, the Assembly mobilized GHC2,170,127.98 as Internally Generated Fund (IGF). This notwithstanding, the Central Government implemented a number of programmes and projects in the plans estimated to be over GHC75m. Some of the notable projects include;

1. Construction of Landing Beach at Mumford
2. Construction of over 15no. toilets
3. Provision of facilities for Gomoa Aadaa NVTI



Though the District did not benefit from a huge sum of donor funds, there are some Civil Society Organizations (CSOs) undertaking various activities in the social sector of the District economy.

Agriculture

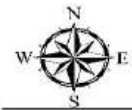
The main occupations of the people are farming and fishing (56.1% of the economically active population) as the District lies in a forest and coastal belt. Aside crop farming, livestock farming prevails in the district which mainly involves the rearing of cattle, sheep, goats, pigs, poultry on small scale level. The District has six fishing communities which are Apam, Mumford, Gomoa Dago, Gomoa Akyemfo, Gomoa Mankoadze and Gomoa Abrekum.

In order to meet the food demands of the District based on the most common agro-produce. The District require about 35,000 acres of arable lands, 15,000 acres for grazing (animal husbandry). Based on the vegetation cover of the District, there is evidence to suggest that there are enough lands to produce the food needs for the District.

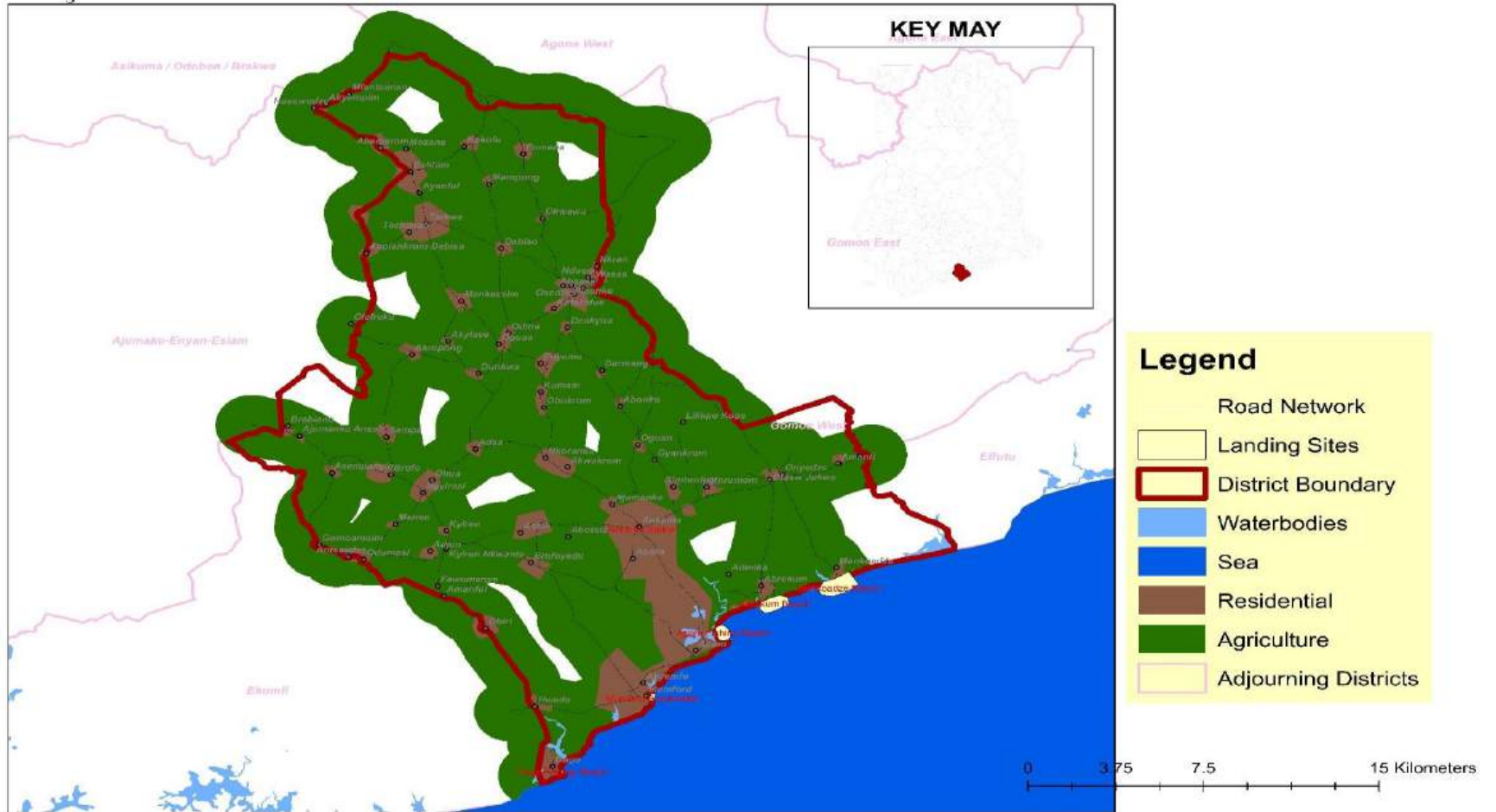
There are a number of agriculture policies being implemented in the District to improve on productivity of farmers. These are

1. Planting for Food and Jobs;
2. Planting for Export and Rural Development;
3. One District One Factory; and
4. Agro-Mechanization for Food and Jobs

MAP



GOMOA WEST DISTRICT ASSEMBLY FUTURE DESIRED AGRICULTURAL MAP



Business Development

▪ *Major Markets Centers*

There are market centers in almost all the communities. However, the major weekly market centers are located in Apam, Dawurampong and Kyiren-Nkwanta. These market centers attract traders from communities within and outside the District. Although, the markets are centres of vibrant trading activities in food produce (including vegetables and fruits), fresh and processed fish (including smoked and salted fish), household wares, electrical gadgets and construction materials, they lack the necessary modern facilities like lorry park, crèche, sheds, warehouse, places of convenience among others. These markets serve as significant sources of revenue to the District through market tolls paid by traders and conveyance by the vehicle. However, the poor infrastructure at the markets limits the potential of them to support the revenue mobilization efforts of the District administration.

Fishing

Fishing is the main economic activity of the coastal communities. It employs about 5,000 fishermen and 2,500 women who are mostly engaged in fish processing and mongering. The main fishing communities are Apam, Mumford, Akyemfo, Dago, Mankoadze and Abrekum. Fishing in the District Fishermen in these communities use canoes, motor fishing vessels and canoes with either outboard motors or paddles. There are 695 registered canoes in the District, distributed as indicated in the table below.

Distribution of registered canoes in the District.

No	Communities	Registered Canoes
1	Mankoadze	45
2	Abrekum	48
3	Apam	408
4	Akyemfo	-
5	Mumford	46
6	Dago	148

Source: *Data from Fisheries Commission, Gomoa West*

Fishing engages the people of the coastal communities throughout the year. The major season comes with bumper harvest in July to September with the minor season occurring in January and

February. The lean season which occurs in March to June is normally used by the fishermen to mend their nets and also get their gears restored. Fishes landed during these include pelagics (including sardines, mackerels, tuna, bill fishes and marlins) and demersal (including squids, sole, cassava fishes, red fishes, thread fin, shrimps, sea snail, box crabs, rays and skates).

The fishing industry in the District includes the active participation of fish mongers and processors who engage in smoking with ovens (using the Chorkor, Morrison or Ahotor oven), sun drying of anchovies, brining, picking and frying. These processors have registered into associations to enhance the downstream fishing activities. There exist over ten existing groups and associations of fishermen and fish processors as detailed in Table 5. The individual processing groups are registered under the umbrella Association – Gomoa West Fish Processors Association based in Apam, whilst the fishermen’s groups are registered under the Canoe Fishermen Council headed by the Chief Fisherman of the District. The fishing business attract fishmongers from different parts of the country to the communities especially Apam, Mumford, Dago and Mankoadze during the major seasons. The processed fishes are sent major market centres in Accra, Mankessim, Swedru, Kasoa, Kumasi and Techiman. In the off-season, most of the fishermen stay and mend their net or migrate elsewhere both within and outside the country for fishing, whilst the fish processors engage in petty trading and fish mongering.

Job Creation

Agriculture is the main source of job creation as the District is noted for farming and fishing due to the geography of the District. The area lies in a forest and coastal belt respectively, where the land is fertile for the cultivation of food and cash crops including vegetables. The main fishing communities are Apam, Mumford, Dago, Mankoadze and Abrekum.

There are pockets of daily trading centres in almost all the communities serving the people notably at Ankamu, Dawuarmpong and Apam. These facilities service as employment avenue for a number of women who are traders. Local farm produce are sold here.

In addition to agriculture and trading at market centres, there are a number of vending shops located at strategic locations in all the communities across the District. Commodities needed for everyday activities such as detergents, beverages and household items are sold in the shops. Estimates suggest that they provide jobs for at least six thousand individuals across the District though they are sustainable ones.

Other avenue for jobs creation in the District are restaurants (local and continental), fuel (petrol, diesel, gas and kerosine) retailing, garages (automobile and motorbike mechanics), artisans (hairdressing, dressmaking, carpentry, masonry etc ...) and hawking.

1.3.5 Infrastructure

Transportation network

There are about thirty –nine (39) feeder roads in the District with a total length of 390.25km comprising of 240km and 150.25km engineered and un-tarred roads respectively. 24.67km of Accra – Gomoa West section of N1 highway passes through the District from Bewadze to Gomoa Antseadze and 25.48 km of highway on Apam to Swedru road.

Other built environment

1.3.6 Environment

Climate and Weather

Climatically, the District lies in within the semi-wet equatorial region. The District experiences two raining seasons with a mean annual rainfall between 1500mm to 2000mm occurring from March to July (major) and from August to October (minor) with occasional minor deviation. The temperature distribution of 26⁰C and 29⁰C occurs in February to March and August respectively. Relative humidity ranges from 70 degrees in the northern sector and 80 degrees in the southern sector and it is influenced by the presence of large water bodies as a result of the proximity to the ocean, rivers, lagoons and streams.

The District has three main vegetation zones; coastal savannah, mangrove and the moist semi-deciduous forest region within the wet-semi equatorial region. The District has three main vegetation zones; coastal savannah, mangrove and the moist semi-deciduous forest region within the wet-semi equatorial region. Pockets of semblance of tropical rain forest exist at the extreme north and the north eastern parts around Eshiem. The moist semi-deciduous forest is characterized by tall trees inter-spaced with grass cover, shrubs and soft wood species.

The topography of the District is partially low-lying with land terrain principally being undulating with isolated hills on the forest deserted plateau in the north and coastal plains in the south. The land rises gently from the south to the north reaching an average height of about 8.762m above sea level. Underlying these land masses are several rocks and parent rocks from which several different

soils have developed. Most of the hills are capped with iron pans, Bauxite and Kaolin. Gold and Bauxite are also embedded within these rocks with the parent rock including the Birimian formation and Voltarian metamorphoses sediment, with their associated rocks such as phyllis, schist and granites. The rocks found in the District are suitable for both building and constructional purposes and can therefore be exploited to the benefit of the District.

The soils in the District are made up of four main groups namely the forest ochrosols, forest ochrosols and oxysols intergrades, tropical black earth and forest lithosols. The forest ochrosols has a high nutrient value and is suitable for both tree and food crops, i.e. cocoa, coffee, citrus, maize, cassava, pineapple and vegetables.

Thus, the physical and natural environment influences greatly the livelihoods and culture of the people and serves as the largest employer of the District's population. The climatic conditions coupled with the topography, drainage types including the sea and good arable soils highly support fishing, large scale irrigation and mechanized agriculture especially in the coastal savannah region of the District.

Natural Resource Endowment

Tourism

The District is endowed with diverse tourist attractions with the potential of contributing immensely to the local economy. These attractions are mainly cultural and environmental in nature. These include Fort Patience built by the Danes in 1872 at Apam, the strange rock at Dago (where a huge rock is said to be carried by a tiny rock), the saltless spring from Ekoku at the coast of Mumford. Other historical objects include the metal walking stick used by the legendary Asebu Amenfi at Gomoamaim and the slave chains used by the colonial merchants at Gomoa Nduem.

The District also possess a rich ecological system rich in biodiversity to promote eco-tourism as well as stretches of beautiful coastal pristine beaches and lagoons at Mankoadze, Apam, Mumford and Dago suitable for leisure

Mining

The District is endowed with gold deposit, notably at Gomoa Ajumako. The District also has commercial quantities of quarry stones for construction purposes. There is therefore the needed to

closely monitor and regulate the activities of the small-scale miners to prevent the destruction and pollution of the environment.

The District by its location is endowed with the potential for salt mining on commercial quantities. Salt mining commenced in the District in 1947. Salt is mined on commercial basis in Apam under a partnership between the community and a private investor. Currently, an area of over 60 acres of land is under salt mining in Apam. Preparations are underway to begin mining in Dago and the other coastal communities. The District produces over 420 tons (5,880 bags of 70kg) in the peak period in August to May with no production in the off season in June – July. The salt from the communities is sold to traders in and outside the country.

Air Pollution

The main source of air pollution is dusts in the middle and northern part of the District. The stench from decomposed water in the water bodies in Apam, Mumford and Gomoa Akyemfo are the major communities across the District, bush burning also contribute air pollution in the District.

Water Pollution

The water bodies in the District are under threat due to indiscriminate human activities. At Apam, the lagoon is polluted with plastic refuse and used as places for open defecation. The same can be said of the lagoon between Gomoa Akyemfo and Mumford. Muni lagoon and its tributaries are used as dumping sites for household, commercial and industrial wastes. The District is drained by the Nakwa Ochi River in the District. With

Land Pollution

The District is only able to properly manage about 42% of its projected tonnage of solid wastes generated within its jurisdiction estimated at 33,157 as at 2020. As a result, there are evidence to suggest that residents resort to indiscriminate methods of disposal such as burning, throwing of refuse in the open spaces and into drains among others. This therefore serve as a source environmental hazard and disaster in the District such as bush fires and flooding.

In addition, no community in the District is open defecation free. As a result, the Assembly through the support other public institutions began construction of a number of institutional toilet facilities across the District. However, estimates indicate that these facilities will not be adequate to manage

25% of the total human waste generated. Hence, there is a danger for outbreak of communicable diseases and increasing number of sanitation related diseases in the District.

Hazards, Disaster and Security

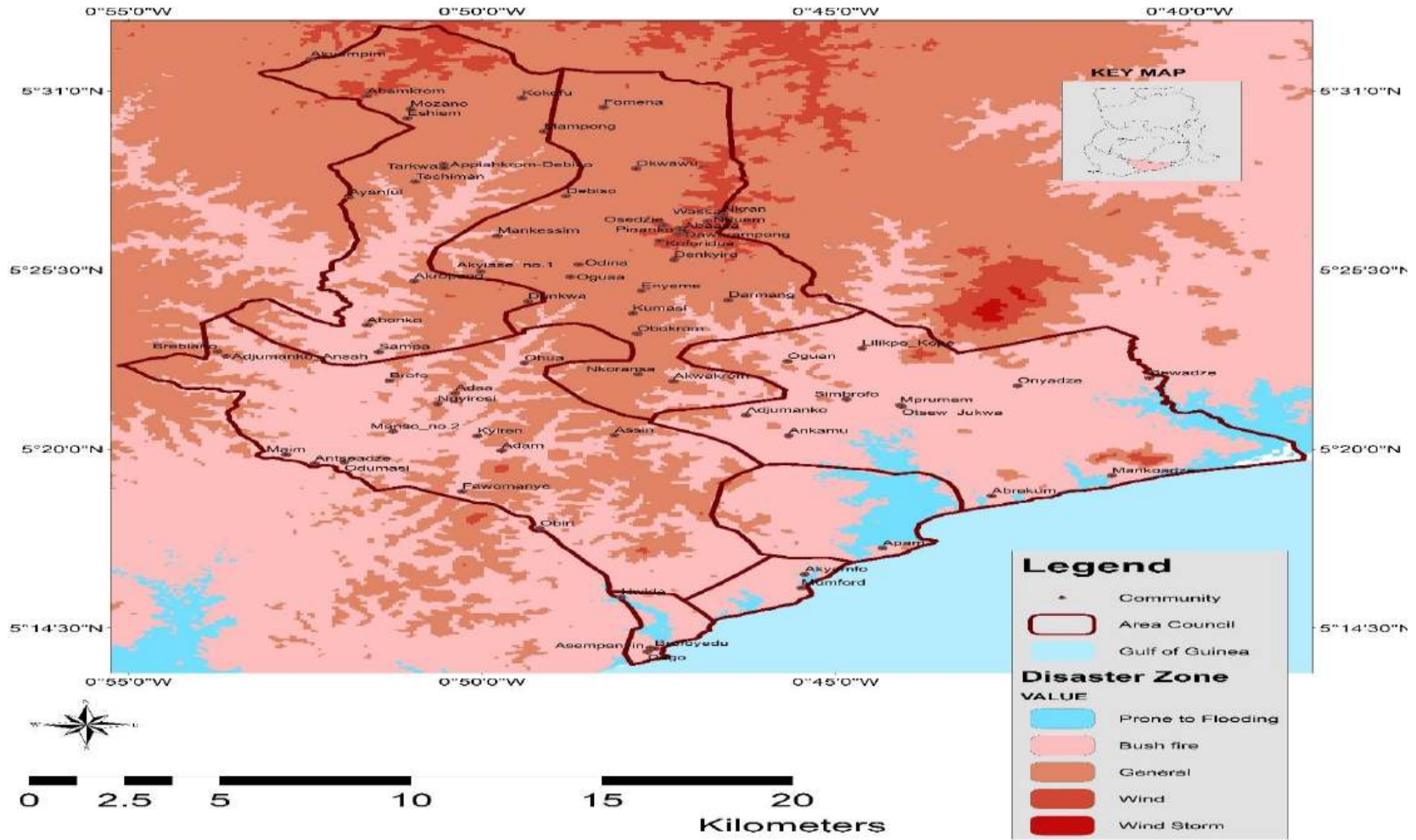
Human activities in the exploitation of natural resources have brought with its sustainability challenges. Activities such as indiscriminate felling of trees, degradation of vegetative cover, indiscriminate refuse dumping, pollution of water bodies, bush and charcoal burning, bad mining and hunting practices have been ongoing. These have the potential of disturbing the ecological balance and sustainability of the natural environment.

The effects of these human activities have been the negative impact of climate change on the agricultural sector and the ecology including altered rain fall pattern, rise in atmospheric temperature, increased land degradation and loss of arable land, harvest failures from improper adaptive strategies and reduction in nutrition for livestock, risk from sea level rise such as coastal inundation and erosion, population displacement, salt water intrusion into fresh water resources, invasion and destruction of mangrove ecosystem, coastal wetlands and beaches along with their associated economic and social importance such as being sites for migratory birds, loss of habitat of several species including marine turtles leading to the disruption of sources of livelihoods especially fishing and agriculture.

Identified triggers of conflicts in the District have mainly been the perennial religious conflict in the leadership impasse of the Mozama Disco Christo Church, rivalries among the Asafo Companies, chieftaincy disputes and land disputes between families and communities.

The Police Service in collaboration with the District Security Committee (DISEC) has maintained peace in the District amidst critical inadequacies including personnel which in 2017 stands at 65 with a police/public ratio of 1:2,477 vis-à-vis the UN standard of 1:500, The existing Police facilities are located at Apam, Dago, Gomoa Ngyiresi, Dawurampong, Obuasi, Ankamu and Eshiem. However, the District has been generally peaceful.

GOMOA WEST DISTRICT MAP DISASTER ZONES



COMMUNITY NEEDS ASSESSMENT

The District Assembly embarked on electoral level consultation to assess the needs of the various electoral areas. The result is presented in the table below.

Table: Community Needs Assessment

NO.	ELECTORAL AREA	COMMUNITY / SUBURB	ISSUES / PROBLEMS	PROJECTS / PROGRAMMES	RANKING
1.	MAMPONG / KOKOFU	MAMPONG / KOKOFU	▪ Inadequate teachers.	▪ Renovate classroom block	1
		KOKOFU	▪ Dilapidated school building and KG block.		2
		KOKOFU	▪ Inadequate of health facility.	▪ Construct health facility	3
		MAMPONG / KOKOFU	▪ Inaccessibility of potable water sources	▪ Drill and mechanize borehole	4
		MAMPONG / KOKOFU	▪ Poor state of road.	▪ Reshape roads	5
		MAMPONG / KOKOFU	▪ Inadequate agricultural farm inputs.		6
		KOKOFU	▪ Inadequate electricity accessibility.		7
		MAMPONG / KOKOFU	▪ GSFP non beneficiary school.		8
		MAMPONG / KOKOFU	▪ Lack of employable skills		9
		KOKOFU	▪ Unavailability of school toilet facility.		10
		MAMPONG / KOKOFU	▪ Inaccessibility to credit facility for women traders.		11
		MAMPONG	▪ Inadequate of market facility.		12
MAMPONG	▪ Unavailability of technical and vocational training institute.		13		
2.	ABAMKROM / AKYEMPIM		▪ Inadequate teachers.	▪ Recruit teachers	1
			▪ Inadequate school furniture.	▪ Supply school furniture	2
			▪ Inaccessibility of potable water sources.	▪ Drill and mechanise borehole	3
			▪ Poor and deplorable road network	▪ Reshape road	4
			▪ Unavailability of health facility.		5
			▪ Unavailability of community centre.		6
			▪ Inaccessibility to credit facility for women traders.		7
			▪ Unavailability of school toilet facility.		8
		SOCIAL	▪ High rate of teenage pregnancy.		9
		EDUCATION	▪ Unavailability of ICT centre.		10

			▪	▪	
3.	ESHIEM	ESHIEM	▪ Dilapidated school building.	▪ Renovate classroom block	1
			▪ Inadequate teachers.	▪ Recruit teachers	2
		ESHIEM	▪ Inadequate school furniture.	▪ Supply school furniture	3
		ESHIEM	▪ Inadequate health staff.	▪ Upgrade health facility	4
		ESHIEM	▪ Poor state of road.	▪ Reshape road	5
		ESHIEM	▪ Lack of employable skills.	▪	6
		ESHIEM	▪ Inaccessibility of potable water sources.	▪ Drill and mechanise borehole	7
		ESHIEM	▪ Inadequate police personnel.	▪	8
		ESHIEM	▪ Unavailability of police station.	▪	9
		ESHIEM	▪ Unavailability of market facility.	▪	10
		ESHIEM	▪ Inadequate agricultural farm inputs.	▪	11
		ESHIEM	▪ Inaccessibility to credit facility for women traders.	▪	12
		ESHIEM	▪ Inadequate electricity accessibility.	▪	13
	ESHIEM	▪ Unavailability of employment opportunities	▪		
4.	NKORANSA / AKWAKROM	NKORANSA / AKWAKROM / OGUAN	▪ Inadequate teachers.	▪ Recruit teachers	
		AKWAKROM	▪ Unavailability of ICT centre and library.	▪ Construct nurses' quarters	
		NKORANSA / AKWAKROM / OGUAN	▪ Inaccessibility of potable water sources.	▪ Reshape roads.	
		NKORANSA / AKWAKROM / OGUAN	▪ Poor state of road.	▪	
		NKORANSA / AKWAKROM / OGUAN	▪ Inadequate health staff.	▪ Construct teachers' quarters	
		AKWAKROM	▪ Unavailability of teachers' quarters.	▪ Supply health logistics	
		NKORANSA / AKWAKROM / OGUAN	▪ Unavailability of nurses' quarters.	▪ Construct ICT and library centre	
		NKORANSA / AKWAKROM / OGUAN	▪ Inadequate classroom blocks.	▪ Construct classroom block	

			▪ Inadequate health logistics	▪	
			▪	▪	
5.	NSUEKYIR / ABORA		▪ Poor state of road network and demarcation.	▪ Reshape and demarcate roads	
			▪ Inadequate pipe-borne water accessibility.	▪ Extend water connection	
			▪ Dilapidated school building.	▪ Renovate school block	
			▪ Inadequate electricity accessibility.	▪ Extend electricity connection	
			▪ Unavailability of health facility.	▪ Construct health facility	
			▪	▪	
6.	ABAMKROM / AKYEMPIM		▪ Unavailability of health facility.	▪	
			▪ Unavailability of community centre.	▪	
			▪ Inadequate teachers.	▪	
			▪ Inaccessibility to credit facility for women traders.	▪	
			▪ Inaccessibility of potable water sources.	▪	
			▪ Unavailability of school toilet facility.	▪	
			▪	▪	
			▪	▪	
7.	NGYIRESI / ADAA	ADAA	▪ Inadequate teachers.	▪	
		ADAA / NGYIRESI / MANSO / OHUA	▪ Unavailability of teachers' quarters.	▪ Construct teachers' quarters	
		ADAA / MANSO / OHUA	▪ High rate of drug abuse.	▪ Construct health facility	
		ADAA / NGYIRESI / MANSO	▪ Inadequate electricity accessibility.	▪ Extend electricity	
		NGYIRESI	▪ Poor state of road network.	▪ Construct health facility	
		ADAA / NGYIRESI / MANSO / OHUA	▪ Inadequate school furniture.	▪	
		ADAA / NGYIRESI / MANSO / OHUA	▪ Unavailability or sports and recreation grounds at Adaa Technical Institute.	▪ Renovate school block	
		ADAA / NGYIRESI / MANSO / OHUA	▪ Low teacher dedication.	▪	
			▪ Unavailability of health facility.	▪	
			▪ Unavailability of irrigation facility.	▪ Construct irrigation facility	
			▪ Inaccessibility of potable water sources.	▪ Drill and mechanize borehole	
			▪ Unavailability of nurses' quarters.	▪	
			▪ Inadequate health staff.	▪	

			<ul style="list-style-type: none"> ▪ Unavailability of streetlights. 	<ul style="list-style-type: none"> ▪ 	
			<ul style="list-style-type: none"> ▪ Inadequate police personnel. 	<ul style="list-style-type: none"> ▪ Recruit police personnel 	
			<ul style="list-style-type: none"> ▪ Unavailability of police station. 	<ul style="list-style-type: none"> ▪ 	
			<ul style="list-style-type: none"> ▪ Inadequate TLMS. 	<ul style="list-style-type: none"> ▪ 	
			<ul style="list-style-type: none"> ▪ 	<ul style="list-style-type: none"> ▪ 	
8.	ASEMPANYIN / AJUMAKO-ANSA	ASEMPANYIN / AJUMAKO-ANSA / BREBIANO	<ul style="list-style-type: none"> ▪ Poor state of road. 	<ul style="list-style-type: none"> ▪ Reshape road 	8
		ASEMPANYIN	<ul style="list-style-type: none"> ▪ Uncompleted CHPS Compound. 	<ul style="list-style-type: none"> ▪ Construct health facility 	3
		AJUMAKO-ANSA / BREBIANO	<ul style="list-style-type: none"> ▪ Inadequate TLMS. 	<ul style="list-style-type: none"> ▪ Supply TLMS 	7
		ASEMPANYIN / AJUMAKO-ANSA / BREBIANO	<ul style="list-style-type: none"> ▪ Inadequate electricity accessibility. 	<ul style="list-style-type: none"> ▪ Extend electricity connection 	1
		ASEMPANYIN	<ul style="list-style-type: none"> ▪ Unavailability of ICT centre. 	<ul style="list-style-type: none"> ▪ Construct teachers' quarters 	6
		AJUMAKO-ANSA / BREBIANO	<ul style="list-style-type: none"> ▪ Unavailability of teachers' quarters. 	<ul style="list-style-type: none"> ▪ Construct classroom block 	5
			<ul style="list-style-type: none"> ▪ Unavailability of community centre. 	<ul style="list-style-type: none"> ▪ 	
			<ul style="list-style-type: none"> ▪ Unavailability of school toilet facility. 	<ul style="list-style-type: none"> ▪ 	
			<ul style="list-style-type: none"> ▪ High unemployment rate. 	<ul style="list-style-type: none"> ▪ 	
			<ul style="list-style-type: none"> ▪ Unavailability of market facility. 	<ul style="list-style-type: none"> ▪ 	
			<ul style="list-style-type: none"> ▪ Inadequate classroom blocks. 	<ul style="list-style-type: none"> ▪ 	
			<ul style="list-style-type: none"> ▪ Inaccessibility of potable water sources 	<ul style="list-style-type: none"> ▪ Repair borehole 	2
			<ul style="list-style-type: none"> ▪ Unavailability of health facility. 	<ul style="list-style-type: none"> ▪ Complete CHPS Compound 	4
			<ul style="list-style-type: none"> ▪ 	<ul style="list-style-type: none"> ▪ 	
9.	BROFO / SAMPA		<ul style="list-style-type: none"> ▪ Inadequate teachers. 	<ul style="list-style-type: none"> ▪ Recruit teachers 	1
			<ul style="list-style-type: none"> ▪ Inadequate school furniture. 	<ul style="list-style-type: none"> ▪ Extend electricity connection 	2
			<ul style="list-style-type: none"> ▪ Dilapidated school block. 	<ul style="list-style-type: none"> ▪ Recruit health staff 	3
			<ul style="list-style-type: none"> ▪ Inadequate health staff. 	<ul style="list-style-type: none"> ▪ Complete toilet facility 	4
			<ul style="list-style-type: none"> ▪ Inadequate of nurses' quarters. 	<ul style="list-style-type: none"> ▪ Undertake maintenance of borehole 	5
			<ul style="list-style-type: none"> ▪ Inadequate of teachers' quarters. 	<ul style="list-style-type: none"> ▪ Construct market facility 	6
			<ul style="list-style-type: none"> ▪ Inadequate agriculture extension officers. 	<ul style="list-style-type: none"> ▪ Tar road 	7
			<ul style="list-style-type: none"> ▪ Inadequate agricultural farm inputs. 	<ul style="list-style-type: none"> ▪ Enact bye-laws 	8
			<ul style="list-style-type: none"> ▪ High rate of teenage pregnancy. 	<ul style="list-style-type: none"> ▪ 	
			<ul style="list-style-type: none"> ▪ Inaccessibility to credit facility for traders. 	<ul style="list-style-type: none"> ▪ 	
			<ul style="list-style-type: none"> ▪ Increase in drug abuse and alcoholism. 	<ul style="list-style-type: none"> ▪ 	

			<ul style="list-style-type: none"> ▪ Inadequate electricity accessibility. 	<ul style="list-style-type: none"> ▪ 	
			<ul style="list-style-type: none"> ▪ Unavailability of streetlights. 	<ul style="list-style-type: none"> ▪ 	
			<ul style="list-style-type: none"> ▪ Unreliable mobile network coverage. 	<ul style="list-style-type: none"> ▪ 	
			<ul style="list-style-type: none"> ▪ Inadequate TLMs. 	<ul style="list-style-type: none"> ▪ 	
			<ul style="list-style-type: none"> ▪ Inadequate school toilet facilities. 	<ul style="list-style-type: none"> ▪ 	
			<ul style="list-style-type: none"> ▪ Dilapidated health facility. 	<ul style="list-style-type: none"> ▪ 	
			<ul style="list-style-type: none"> ▪ Inadequate health logistics and lab technician. 	<ul style="list-style-type: none"> ▪ 	
			<ul style="list-style-type: none"> ▪ 	<ul style="list-style-type: none"> ▪ 	
10.	ASAA-BENTSIL		<ul style="list-style-type: none"> ▪ Deplorable state of roads. 	<ul style="list-style-type: none"> ▪ Extend electricity connection 	1
			<ul style="list-style-type: none"> ▪ Low voltage. 	<ul style="list-style-type: none"> ▪ Tar town roads 	
			<ul style="list-style-type: none"> ▪ Dilapidated electricity connection system (rotten poles). 	<ul style="list-style-type: none"> ▪ Extend water connection 	
			<ul style="list-style-type: none"> ▪ Unavailability of pipe-borne water system in new developing areas. 	<ul style="list-style-type: none"> ▪ Construct technical / vocational training centre 	
			<ul style="list-style-type: none"> ▪ Dilapidated KG block and inadequate furniture. 	<ul style="list-style-type: none"> ▪ Renovate KG block 	
			<ul style="list-style-type: none"> ▪ Increasing rate of rural-urban migration. 	<ul style="list-style-type: none"> ▪ Construct institutional latrines 	
			<ul style="list-style-type: none"> ▪ Inadequate teachers. 	<ul style="list-style-type: none"> ▪ Construct Nurses' Quarters 	
			<ul style="list-style-type: none"> ▪ Inadequate health staff and quarters. 	<ul style="list-style-type: none"> ▪ Recruit health staff 	
			<ul style="list-style-type: none"> ▪ Increasing rate of teenage pregnancy. 	<ul style="list-style-type: none"> ▪ 	
			<ul style="list-style-type: none"> ▪ Poor state of landing beach. 	<ul style="list-style-type: none"> ▪ 	
			<ul style="list-style-type: none"> ▪ Increase in open defecation. 	<ul style="list-style-type: none"> ▪ 	
			<ul style="list-style-type: none"> ▪ Poor state of environmental sanitation. 	<ul style="list-style-type: none"> ▪ 	
			<ul style="list-style-type: none"> ▪ Improper community layout. 	<ul style="list-style-type: none"> ▪ 	
			<ul style="list-style-type: none"> ▪ Prevalence of child trafficking. 	<ul style="list-style-type: none"> ▪ 	
			<ul style="list-style-type: none"> ▪ High rate of school dropout. 	<ul style="list-style-type: none"> ▪ 	
		<ul style="list-style-type: none"> ▪ Inadequate size of market facility. 	<ul style="list-style-type: none"> ▪ 		
			<ul style="list-style-type: none"> ▪ 	<ul style="list-style-type: none"> ▪ 	
11.	OBIRI / AMANFUL / FAWOMANYE	OBIRI	<ul style="list-style-type: none"> ▪ Unavailability of teachers' quarters ▪ Inadequate teachers. 	<ul style="list-style-type: none"> ▪ Construct teachers' quarters 	1
		AMANFUL / FAWOMANYE	<ul style="list-style-type: none"> ▪ Inaccessibility of potable water sources 	<ul style="list-style-type: none"> ▪ Drill and mechanize borehole 	2
		OBIRI / AMANFUL / FAWOMANYE	<ul style="list-style-type: none"> ▪ Unavailability of credit facility for traders 	<ul style="list-style-type: none"> ▪ Access to credit facility 	3

		OBIRI / AMANFUL / FAWOMANYE	<ul style="list-style-type: none"> Unavailability of market facility at Amanful and Fawomanye. 	<ul style="list-style-type: none"> Construct information centre 	4
		OBIRI / AMANFUL / FAWOMANYE	<ul style="list-style-type: none"> Dilapidated school building. 	<ul style="list-style-type: none"> Renovate school block 	5
		OBIRI / AMANFUL / FAWOMANYE	<ul style="list-style-type: none"> . 	<ul style="list-style-type: none"> Supply skip containers 	6
		AMANFUL / FAWOMANYE	<ul style="list-style-type: none"> Inadequate agricultural farm inputs. . 	<ul style="list-style-type: none"> Supply farm inputs 	7
			<ul style="list-style-type: none"> Inadequate school furniture. 	<ul style="list-style-type: none"> 	
			<ul style="list-style-type: none"> Unavailability of security at Obiri CHPS Compound. 	<ul style="list-style-type: none"> 	
			<ul style="list-style-type: none"> Unavailability of streetlights. 	<ul style="list-style-type: none"> 	
			<ul style="list-style-type: none"> Unavailability of public address system. 	<ul style="list-style-type: none"> 	
			<ul style="list-style-type: none"> Unavailability of community centre at Obiri 	<ul style="list-style-type: none"> 	
			<ul style="list-style-type: none"> Poor state of road. 	<ul style="list-style-type: none"> 	
			<ul style="list-style-type: none"> 	<ul style="list-style-type: none"> 	
12.	ASSIN / BROFOYEDUR	ASSIN	<ul style="list-style-type: none"> Inaccessibility to potable water sources. 	<ul style="list-style-type: none"> Extend water connection 	1
		BROFOYEDUR	<ul style="list-style-type: none"> Unavailability of health facility. 	<ul style="list-style-type: none"> Construct health facility 	2
		BROFOYEDUR	<ul style="list-style-type: none"> Unavailability of teachers' quarters. 	<ul style="list-style-type: none"> Construct teachers' quarters 	3
		ABUTSIA	<ul style="list-style-type: none"> Unavailability of community centre. 	<ul style="list-style-type: none"> Construct community centre 	4
		ASSIN	<ul style="list-style-type: none"> Unavailability of ICT lab and community library. 	<ul style="list-style-type: none"> Construct ICT lab and library 	5
		BROFOYEDUR / ABUTSIA	<ul style="list-style-type: none"> Poor state of road. 	<ul style="list-style-type: none"> Reshape road 	6
			<ul style="list-style-type: none"> 	<ul style="list-style-type: none"> 	
13.	GOMOAMAIM / ANTSEADZE / ODUMASE	GOMOAMAIM	<ul style="list-style-type: none"> Unavailability of bridge over the Okyi river. 	<ul style="list-style-type: none"> Construct bridge 	1
		GOMOAMAIM / ANTSEADZE / ODUMASE	<ul style="list-style-type: none"> Inadequate electricity accessibility 	<ul style="list-style-type: none"> Extend electricity 	2

		GOMOAIM / ANTSEADZE / ODUMASE	<ul style="list-style-type: none"> Inadequate teachers. 	<ul style="list-style-type: none"> Recruit teachers 	3
		GOMOAIM / ANTSEADZE / ODUMASE	<ul style="list-style-type: none"> Unavailability of credit facility for women traders. 	<ul style="list-style-type: none"> Improve access to credit facilities 	4
		GOMOAIM / ANTSEADZE / ODUMASE	<ul style="list-style-type: none"> Unavailability of water storage tanks in schools and communities. 	<ul style="list-style-type: none"> Procure and install water storage tanks 	5
		GOMOAIM / ANTSEADZE / ODUMASE	<ul style="list-style-type: none"> Unreliable network connection. 	<ul style="list-style-type: none"> Install network mast 	6
		GOMOAIM / ANTSEADZE / ODUMASE	<ul style="list-style-type: none"> 	<ul style="list-style-type: none"> Construct library 	7
			<ul style="list-style-type: none"> Inadequate agricultural farm inputs and support. 		
			<ul style="list-style-type: none"> Unavailability of toilet facilities for schools 		
			<ul style="list-style-type: none"> 		
14.	ADAM / KYIREN	KYIREN	<ul style="list-style-type: none"> Unavailability of nurses' quarters. 	<ul style="list-style-type: none"> Construct nurses' quarters 	1
		ADAM / KYIREN	<ul style="list-style-type: none"> Unavailability of teachers' quarters. 	<ul style="list-style-type: none"> Construct teachers' quarters 	2
		KYIREN	<ul style="list-style-type: none"> Deplorable state of market facility. 	<ul style="list-style-type: none"> Rehabilitate market facility 	3
		ADAM / KYIREN	<ul style="list-style-type: none"> Inaccessibility to credit facility for women traders 	<ul style="list-style-type: none"> Improve access to credit facility 	4
		ADAM / KYIREN	<ul style="list-style-type: none"> Inadequate electricity accessibility. 	<ul style="list-style-type: none"> Extend electricity connection 	5
		ADAM / KYIREN	<ul style="list-style-type: none"> Unavailability of second cycle institution 	<ul style="list-style-type: none"> Construct SHS 	6
		KYIREN	<ul style="list-style-type: none"> Dilapidated Area Council office 	<ul style="list-style-type: none"> Renovate Area Council office 	7
		KYIREN	<ul style="list-style-type: none"> Deplorable state of lorry station. 	<ul style="list-style-type: none"> Construct lorry station 	8
			<ul style="list-style-type: none"> Poor state of road network. 		
			<ul style="list-style-type: none"> Dilapidated school block. 		
			<ul style="list-style-type: none"> Unavailability of irrigation facility 		
			<ul style="list-style-type: none"> Inaccessibility of potable water sources 		
			<ul style="list-style-type: none"> Unregulated natural resource exploitation. 		
		<ul style="list-style-type: none"> Inadequate agricultural farm inputs 			
			<ul style="list-style-type: none"> 		
15.	ANKAMU	ANKAMU	<ul style="list-style-type: none"> 	<ul style="list-style-type: none"> Construct a modern Market 	1

		SIMBROFO	<ul style="list-style-type: none"> Unavailability of KG block. 	<ul style="list-style-type: none"> Construct KG block 	2	
		ANKAMU/ AJUMAKO	<ul style="list-style-type: none"> Unavailability of health facility. 	<ul style="list-style-type: none"> Construct health facility 	3	
		ANKAMU/ AJUMAKO/SIMBROFO	<ul style="list-style-type: none"> Inaccessibility of potable water sources 	<ul style="list-style-type: none"> Drill and mechanise borehole 	4	
		ANKAMU	<ul style="list-style-type: none"> Unavailability of ICT centre and library 	<ul style="list-style-type: none"> Construct ICT lab and library 	5	
			<ul style="list-style-type: none"> Inadequate teachers. 	<ul style="list-style-type: none"> 	6	
			<ul style="list-style-type: none"> Unavailability of land fill. 	<ul style="list-style-type: none"> 	7	
			<ul style="list-style-type: none"> Poor state of road. 	<ul style="list-style-type: none"> 		
			<ul style="list-style-type: none"> Inadequate electricity accessibility. 	<ul style="list-style-type: none"> 		
			<ul style="list-style-type: none"> Unavailability of public toilet facility. 	<ul style="list-style-type: none"> 		
16.	MANKESSIM	MANKESSIM	<ul style="list-style-type: none"> Unavailability of health facility 	<ul style="list-style-type: none"> Construct Classroom Block 	1	
		MANKESSIM	<ul style="list-style-type: none"> Inadequate classroom blocks 	<ul style="list-style-type: none"> Construct CHPS Compound 	2	
		MANKESSIM	<ul style="list-style-type: none"> Inaccessibility to potable water sources 	<ul style="list-style-type: none"> Drill and mechanism borehole 	3	
		MANKESSIM	<ul style="list-style-type: none"> Inadequate electricity coverage 	<ul style="list-style-type: none"> Extend Electricity 	4	
		MANKESSIM	<ul style="list-style-type: none"> Poor telecommunication network connection 	<ul style="list-style-type: none"> Install Network Pole 	5	
			<ul style="list-style-type: none"> 	<ul style="list-style-type: none"> 		
		TECHIMAN	<ul style="list-style-type: none"> Inaccessibility to potable drinking water. 	<ul style="list-style-type: none"> Drill and Mechanize borehole 	1	
		APPIAKROM-DEBISO	<ul style="list-style-type: none"> Unavailability of teachers' quarters. 	<ul style="list-style-type: none"> Construct Teachers' Quarters 	2	
		TECHIMAN	<ul style="list-style-type: none"> Unavailability of CHPS Compound. 	<ul style="list-style-type: none"> Construct CHPS Compound 	3	
17.	TECHIMAN	TECHIMAN / APPIAKROM-DEBISO	<ul style="list-style-type: none"> Unavailability of ICT Lab. 	<ul style="list-style-type: none"> Construct Library 	4	
		TECHIMAN / APPIAKROM-DEBISO	<ul style="list-style-type: none"> Unavailability of Community Library. 	<ul style="list-style-type: none"> Construct ICT Centre 	5	
		APPIAKROM-DEBISO	<ul style="list-style-type: none"> Unavailability of E-Block for KG. 	<ul style="list-style-type: none"> Construct KG Block 	6	
		APPIAKROM-DEBISO	<ul style="list-style-type: none"> Unavailability of Community Centre 	<ul style="list-style-type: none"> Construct Community Centre 		
		TECHIMAN / APPIAKROM-DEBISO	<ul style="list-style-type: none"> Deplorable state of road network 	<ul style="list-style-type: none"> Reshape and heap road 	7	
				<ul style="list-style-type: none"> 	<ul style="list-style-type: none"> 	
				<ul style="list-style-type: none"> 	<ul style="list-style-type: none"> 	
18.	TARKWA	TARKWA	<ul style="list-style-type: none"> Delayed construction of proposed UEW Campus 	<ul style="list-style-type: none"> Construct UEW Campus 	1	
		TARKWA	<ul style="list-style-type: none"> Deplorable state of road network. 	<ul style="list-style-type: none"> Tar road 	2	
		TARKWA	<ul style="list-style-type: none"> Low standard of health service delivery. 	<ul style="list-style-type: none"> Upgrade CHPS to Health Centre 	3	

		TARKWA	<ul style="list-style-type: none"> Inaccessibility to water and electricity connection in new developing areas 	<ul style="list-style-type: none"> Drill and mechanism boreholes 	4
		TARKWA	<ul style="list-style-type: none"> Poor performance in B.E.C.E. 	<ul style="list-style-type: none"> Intensify School monitoring 	5
		TARKWA	<ul style="list-style-type: none"> Lack of proper layout of the community 	<ul style="list-style-type: none"> Develop Local Plan 	6
		TARKWA	<ul style="list-style-type: none"> Unavailability of Community Centre. 	<ul style="list-style-type: none"> Construct Community Centre 	7
19.	MANKOADZE	ABREKUM	<ul style="list-style-type: none"> Delayed completion of CHPS Compound 	<ul style="list-style-type: none"> Construct CHPS Compound 	1
		MANKOADZE	<ul style="list-style-type: none"> Uncompleted Teachers' Quarters 	<ul style="list-style-type: none"> Construct Teachers' Quarters 	2
		ABREKUM / MANKOADZE	<ul style="list-style-type: none"> Inadequate health staff 	<ul style="list-style-type: none"> Recruit Health Staff 	3
		ABREKUM / MANKOADZE	<ul style="list-style-type: none"> Inadequate electricity coverage 	<ul style="list-style-type: none"> Extend Electricity connection 	4
		ABREKUM	<ul style="list-style-type: none"> Unavailability of public toilet facility 	<ul style="list-style-type: none"> Complete Toilet Facility 	5
		ABREKUM / MANKOADZE	<ul style="list-style-type: none"> Unavailability of Market Facility. 	<ul style="list-style-type: none"> Construct Market Facility 	6
		ABREKUM / MANKOADZE	<ul style="list-style-type: none"> Inaccessibility to credit facilities for traders. 	<ul style="list-style-type: none"> Provide access to Credit Facility 	7
		ABREKUM / MANKOADZE	<ul style="list-style-type: none"> Poor state of road network. 	<ul style="list-style-type: none"> Reshape Roads 	8
20.	NKUM/HWEDA	HWEDA	<ul style="list-style-type: none"> Dilapidated school block and poor state of school furniture at Hweda. 	<ul style="list-style-type: none"> Renovate Classroom block and provide furniture 	1
		DAGO	<ul style="list-style-type: none"> Delayed completion of 1no. 6-unit classroom block at Dago. 	<ul style="list-style-type: none"> Complete 1no. 6-unit Classroom block 	2
		DAGO	<ul style="list-style-type: none"> Deplorable state of and inadequate Nurses' Quarters at Dago. 	<ul style="list-style-type: none"> Renovate Nurses' Quarter 	3
		HWEDA		<ul style="list-style-type: none"> Recruit health staff 	4
		HWEDA	<ul style="list-style-type: none"> Unavailability of health facility at Hweda 	<ul style="list-style-type: none"> Construct health facility 	5
		HWEDA	<ul style="list-style-type: none"> Final disposal site not managed regularly Unavailability of skip container at 	<ul style="list-style-type: none"> Supply Skip container 	6
		HWEDA	<ul style="list-style-type: none"> Inaccessibility to electricity connection in new developing areas. Poor condition of existing electricity transformer. 	<ul style="list-style-type: none"> Extend electricity to new developing areas 	7

		DAGO	<ul style="list-style-type: none"> ▪ Deplorable state of and inadequate Nurses' Quarters at Dago. 	<ul style="list-style-type: none"> ▪ Construct additional Nurses' quarters 	8

LIST OF DEVELOPMENT ISSUES

Social Development

Education

1. High level of teacher attrition
2. Inadequate furniture for pupils and teachers.
3. Dilapidated classroom blocks.
4. Insufficient teaching and learning materials.
5. Inadequate accommodation for teachers in the District
6. Inadequate public technical and vocational training centres
7. Inadequate financial support to students (tertiary students)
8. Poor student performance in BECE and WACCE

Health

1. Inadequate medical staff
2. Inadequate medical logistics.
3. Dilapidated health facilities.
4. Inadequate accommodation for health professionals in the District.
5. Inadequate Health Infrastructure
6. Inadequate NHIS registration centres

Social Protection

1. Inadequate recreational facilities for children, youth and Aged
2. Neglect of Child welfare and maintenance in the communities
3. High prevalence of teenage pregnancy

Economic Development

1. High rate of youth unemployment
2. Inadequate skills among the youth
3. Inadequate community markets
4. Low levels of mechanization in agriculture
5. Inadequate access / substandard Agricultural inputs

6. Absence of a modern market infrastructure
7. Inadequate credit facility / financial support for traders
8. Inadequate modern transport terminals (lorry parks/ stations)
9. Inadequate modern landing sites / beaches (space to berth canoes)
10. Poor development of tourism potentials of the district

Environment

1. Inadequate and Erratic water supply
2. Poor drainage system
3. Chocked sewage systems (gutters)
4. Rampant flooding in communities
5. Poor sanitary conditions
6. Inadequate sanitary tools
7. No engineered landfill (final waste disposal) site
8. Inadequate number of skip containers
9. Poor maintenance of dumping sites.
10. Prevalence of open defecation along beaches
11. Weak development control / enforcement of building regulation
12. Encroachment on road /street buffers and allays
13. Rearing of domestic animals along the beaches
14. Frequent sand winning at the beaches
15. Poor Sanitation and Waste Management

Governance

1. Poor road network
2. Poor enforcement of bye-laws
3. Inactive Town/Area Councils
4. Low community engagement /Community Action Planning
5. Inadequate infrastructure for security services
6. Poor street lighting in communities
7. Low involvement of women in decision-making positions

8. Low co-ordination between District Assembly and other government agencies

Emergency Preparedness and Response

1. Spread of communicable diseases
2. Disaster Incidents (Biological, Geological, Industrial, Nuclear Etc.),
3. Low Disaster Preparedness and Response

IDENTIFYING STRENGTHS, WEAKNESSES, OPPORTUNITIES AND THREATS (SWOT)

CHAPTER THREE

DEVELOPMENT GOALS, OBJECTIVES AND STRATEGIES

3.1 Introduction

3.2 Key Development Priorities

CHAPTER FOUR

4.0 DEVELOPMENT GOALS, OBJECTIVES AND STRATEGIES

This chapter presents the Development Goals, Objectives, Strategies and Programmes of the District for the plan period

4.1 FORMULATION OF DEVELOPMENT GOALS, OBJECTIVES AND STRATEGIES

The table below presents the Development Goals, Objectives, Strategies and Programmes of the District for the plan period.

4.2 DEVELOPMENT GOALS, OBJECTIVES, STRATEGIES AND PROGRAMMES

Table: Matrix on Development Goals, Objectives, Strategies and Programmes

Prioritized Issues	Aligned National Issues	Goals	Objectives	Aligned National Objectives	Strategies	Development Programme
ECONOMIC DEVELOPMENT						
Inadequate community markets	Inadequate modern markets	To increase the number of economic active population by 25% by the end of 2029	To create at least 5,000 new jobs by the end of 2029	Enhance Domestic Trade	Develop modern markets and retail infrastructure in every district to enhance domestic trade	Trade and Industries Development
Inadequate modern market infrastructure						
Inadequate credit facility / financial support for traders	Limited Access to Finance for SMEs			Boost credit access for local traders	Expand digital & mobile financial solutions	
					Enhance financial literacy & business support	
High rate of youth underemployment and unemployment	Persistent unemployment and underemployment (especially among youth, women, and PWDs)	Promote job creation and decent work	Create decent jobs by promoting entrepreneurship, value chains, and labour-intensive programs, with a focus on youth, women, and PWDs (SDG 5.1, 8.3, 8.5, 10.3, 12.b)			

ECONOMIC DEVELOPMENT

KEY ISSUES	POLICY OBJECTIVES	STRATEGIES	SDGs	IMPLEMENTING AND COLLABORATING AGENCIES	GLOBAL / REGIONAL LINKAGES
Goal: Build a Prosperous Country					
Focus Area 1: STRONG AND RESILIENT ECONOMY					
Revenue under-performance	Ensure improved fiscal performance and sustainability	Strengthen revenue institutions and administration to eliminate revenue leakages and diversify revenue sources	SDG Target 16.6, SDG Targets 16.5, 16.6, 17.1		
Goal: Build a Prosperous Country					
Focus Area 3: PRIVATE SECTOR DEVELOPMENT					

<ul style="list-style-type: none"> • Limited access to credit for MSMEs • Low entrepreneur culture among the youth 					
Goal: Build a Prosperous Country					
Focus Area 4: AGRICULTURE AND RURAL DEVELOPMENT					
<ul style="list-style-type: none"> • High cost of production inputs • Limited access to land 	<ul style="list-style-type: none"> • Create an enabling agribusiness environment 	<ul style="list-style-type: none"> • Promote expansion of organic farming to access growing world demand • Strengthen land administration system especially for women and PWDs 	<ul style="list-style-type: none"> • SDG Targets 2.3, 12.2 		
<ul style="list-style-type: none"> • Erratic rainfall patterns 		<ul style="list-style-type: none"> • Promote commercial farming 	SDG Targets 2.3, 2.4		
<ul style="list-style-type: none"> • Low quality and inadequate agricultural infrastructure 		<ul style="list-style-type: none"> • Implement commodities trading centers (i.e., modern farmers' markets) across all MMDAs focusing on grain, vegetable and tuber marketing • Establish Agriculture and Food Systems sub-committees in all MMDAs 	SDG Target 2.c		
<ul style="list-style-type: none"> • Inadequate database on farmers 		<ul style="list-style-type: none"> • Establish a database on all farmers 	SDG Targets 16.9, 17.18		
<ul style="list-style-type: none"> • Lack of youth interest in agriculture • Lack of credit for agriculture 	<ul style="list-style-type: none"> • Promote agriculture as a viable business among the youth 	<ul style="list-style-type: none"> • Support youth to venture into agri-business along the value chain • Facilitate access to agriculture financing for youth 	SDG Targets 2.1, 2.3, 8.6 SDG Target 8.3		
Goal: Build a Prosperous Country					
Focus Area 5: FISHERIES AND AQUACULTURE DEVELOPMENT					

<ul style="list-style-type: none"> • Low levels of private sector investments in aquaculture (small and medium-scale producers) • High cost of aquaculture inputs • Challenges with pre-mix distribution • Lack of storage facilities and maintenance • Inadequate skills for aquaculture development 	<ul style="list-style-type: none"> • Ensure sustainable development and management of aquaculture 	<ul style="list-style-type: none"> • Provide adequate economic incentives to stimulate private sector investment in aquaculture development • Design and implement the Youth in aquaculture for Food and Jobs Programme • Develop aquaculture parks • Promote the use of irrigation systems and other impounded reservoirs for aquaculture and promote mariculture • Ensure efficient system for pre-mix distribution 	<p>SDG Target 14.b</p> <p>SDG 2.a</p> <p>SDG Targets 2.1, 2.3, 4.4, 16.6</p> <p>SDG Target 14.4</p>		
<ul style="list-style-type: none"> • Over-exploitation of fisheries resources • Weak involvement of communities in fisheries resource management 	<ul style="list-style-type: none"> • Ensure sustainable development and management of aquatic fisheries resources 	<ul style="list-style-type: none"> • Promote sustainable marine conservation and protection 	<p>SDG Targets 14.1, 14.2, 14.c</p>		

KEY ISSUES	POLICY OBJECTIVES	STRATEGIES	SDGs	IMPLEMENTING AND COLLABORATING AGENCIES	GLOBAL/ REGIONAL LINKAGES
Goal: Build a Prosperous Country					
Focus Area 6: TOURISM AND CREATIVE INDUSTRY DEVELOPMENT					
<ul style="list-style-type: none"> • Poor tourism infrastructure and services • Inadequate data on tourist sites 	<ul style="list-style-type: none"> • Diversify and expand the tourism industry for economic development 	<ul style="list-style-type: none"> • Promote public-private partnerships for investment in the tourism • Encourage community initiatives in tourism development • Develop a comprehensive database on all tourist sites 	<p>SDG Target 17.17</p> <p>SDG Target 8.</p>		

APPENDIX 1.2: SOCIAL DEVELOPMENT

KEY ISSUES	POLICY OBJECTIVES	STRATEGIES	SDGs	IMPLEMENTING AND COLLABORATING AGENCIES	GLOBAL/ REGIONAL LINKAGES
Focus Area 1: EDUCATION AND TRAINING					
<ul style="list-style-type: none"> Poor quality of education at all levels Inadequate school infrastructure Inadequate teacher motivation 		<ul style="list-style-type: none"> Enhance quality of teaching and learning environment at all levels Promote the “right age enrolment’ in schools Expand infrastructure and facilities at all levels 	SDG Targets 4.1, 4.2, 4.6, SDG Target 4.1, 4.2		
<ul style="list-style-type: none"> Inadequate teaching and learning materials for children with disabilities Inadequate resource persons for PWDs at all levels of education 	Promote inclusive education	<ul style="list-style-type: none"> Ensure inclusive education for PWDs and people with special needs Provide facilities in all learning centers to improve access for PWDs and people with special needs 	SDG Targets 4.1, 4.2, 4.5, 4.a		
<ul style="list-style-type: none"> Inadequate supervision and monitoring of schools 	Strengthen school management systems	<ul style="list-style-type: none"> Strengthen supervision, management and accountability at all levels of education 	SDG Targets 4.2, 4.c		
<ul style="list-style-type: none"> Inadequate funding for education 	Ensure sustainable financing of education	<ul style="list-style-type: none"> Ensure the allocation of funds to implement the inclusive education policy 	SDG Target 4.b, 16.5		
Focus Area 2: HEALTH AND HEALTH SERVICES					
<ul style="list-style-type: none"> Increased cost of health care delivery Inadequate financing of the health sector 	Ensure accessible and quality universal health coverage (UHC) for all	<ul style="list-style-type: none"> Accelerate implementation of community-based health planning and services (CHPS) policy Strengthen the district and sub districts health systems as the bedrock of the national, primary health care strategy (agenda 111) Integrate traditional and alternate medicine in the health service delivery system 	SDG Target 3.8, 3.c, 16.6 SDG Target 3.8, 3.c SDG Target 3.7, 3.8, 3.d		

<ul style="list-style-type: none"> Limited use of M&E results of the health sector 	Strengthen health care delivery management system	<ul style="list-style-type: none"> Strengthen and improve coverage and quality of health care data capturing system and research in both public and private sectors 	SDG Targets 3.8, 3.c, 17.18		
<ul style="list-style-type: none"> Increasing morbidity, mortality and disability 	Reduce disability, morbidity and mortality	<ul style="list-style-type: none"> Strengthen maternal, new-born care, child and adolescent services Increasing testing facilities and capacities 	SDG Targets 3.1, 3.2		
<ul style="list-style-type: none"> Increased NCDs related deaths High COVID19 risk factor 		<ul style="list-style-type: none"> Review and scale-up regenerative health and nutrition program (RHNP) Increased health promotion to reduce accessibility and exposure especially among vulnerable groups i.e., children, youth, poor, etc. 	SDG Targets 3.4, 3.5 SDG Target 2.2		
<ul style="list-style-type: none"> High HIV and AIDS stigmatization and discrimination High incidence of HIV and AIDS among young persons 	Reduce the incidence of new HIV, AIDS/STIs and other infections especially among vulnerable groups	<ul style="list-style-type: none"> Expand and intensify HIV counselling and testing (HTC) programmes Intensify comprehensive education on HIV/AIDS and STIs, including reduction of stigmatization Intensify behavioral change strategies, especially for high-risk groups for HIV/AIDS and TB. Strengthen collaboration among HIV/AIDS, TB and sexual and reproductive health programmes. Intensify efforts to eliminate mother-to-child transmission of HIV(MTCTHIV) 	SDG Targets 3.3, 3.7 SDG Target 3.7 SDG Targets 3.3, 3.7 SDG Targets 3.3, 3.7 SDG Targets 3.3, 3.7		
Focus Area 3: FOCUS AND NUTRITION SECURITY (FNS)					
<ul style="list-style-type: none"> Inadequate nutrition education Infant and adult malnutrition 		<ul style="list-style-type: none"> Promote healthy diets and lifestyles for all including workplace fitness Adopt strategies to reduce infant and adult malnutrition including scaling up proven, cost-effective, nutrition-sensitive, and nutrition-specific interventions Promote nutrition education and sensitization 	SDG Targets 2.1, 2.2, 3.4 SDG Target 2.2 SDG Targets 2.1, 2.2		

Focus Area 4: POPULATION MANAGEMENT AND MIGRATION FOR DEVELOPMENT					
<ul style="list-style-type: none"> • Inadequate financial support for family planning programmes • High incidence of child marriage • High cases of teenage pregnancy 	Improve maternal and adolescent reproductive health	<ul style="list-style-type: none"> • Strengthen the integration of family planning education in adolescent reproductive health care services • Eliminate child marriage • Reduce teenage pregnancy • Increase investment in family planning programmes at all levels 	SDG Targets 3.7, 5.6 SDG Target 5.3 SDG Targets 3.7, 5.3		
<ul style="list-style-type: none"> • Untapped benefits of the youth bulge • Inadequate investment in young people • Human trafficking 	Harness the demographic dividend	<ul style="list-style-type: none"> • Strengthen capacities of public institutions to engender youth development 	SDG Target 16.6		
Focus Area 6: WATER AND ENVIRONMENTAL SANITATION					
<ul style="list-style-type: none"> • Inadequate maintenance of facilities • Poor quality of drinking water 	Improve access to safe, reliable and sustainable water supply services	<ul style="list-style-type: none"> • Expand safe water production and distribution systems • Promote household water treatment and safe storage (HWTS) • Accelerate the implementation of water for all programme, in line with SDG 6 	SDG Targets 6.1, 6.4, 6.5 SDG Target 6.3, 6.5 SDG Target 6.1		
<ul style="list-style-type: none"> • Poor attitude of citizenry towards the environmental sanitation • High prevalence of open defecation • Poor sanitation and waste management • Low level of investment in sanitation sector • Poor hygienic practices • Inadequate access to improved toilet facilities • Limited sewage coverage • Land scarcity for sanitation infrastructure 	Enhance access to improved and sustainable environmental sanitation services	<ul style="list-style-type: none"> • Scale-up sensitization campaigns to promote proper hand washing and hygiene particularly among children • Enforce building regulations (including accessibility standards for PWDs) on the provision of toilet facilities in all homes • Accelerate the implementation of the toilet for all programme • Monitor and evaluate implementation of sanitation plan 	SDG Target 6.2 SDG Targets 6.2, 17.3, 17.5		

<ul style="list-style-type: none"> • Poor collection, treatment, and discharge of municipal and industrial waste water 		<ul style="list-style-type: none"> • Develop and implement sewage master plans, including fecal sludge management and waste treatment facilities • Attract private sector investment in waste water management • Improve liquid waste management 	<p>SDG Targets 6.2, 6.3, 16.6</p> <p>SDG Target 17.7</p>		
Focus Area 7: CHILD PROTECTION AND DEVELOPMENT					
<ul style="list-style-type: none"> • Policy gaps in addressing pertinent child protection issues (example streetism and trafficking) 	Prevent and protect children from all forms of violence, abuse, neglect and exploitation	<ul style="list-style-type: none"> • Develop and implement plans of action to address issues of child trafficking, streetism and other neglected conditions • Implement and enforce the comprehensive support mechanisms for victims of domestic violence including child victims 	SDG Targets 8.7, 16.2		
<ul style="list-style-type: none"> • Limited awareness on child rights and development issues • Inadequate alternative care services for children 	Promote the rights and welfare of children	<ul style="list-style-type: none"> • Increase community engagement and behavioral change campaigns to promote positive parenting attitudes and practices among parents and care givers • Promote public-private partnerships in the provision of alternative care services such as foster and kinship care • Update and accelerate the implementation of the early childhood care and development policy 			
Focus Area 8: SUPPORT FOR THE AGED					
<ul style="list-style-type: none"> • Limited opportunity for the aged to contribute to national developments • Inadequate care for the aged 	Enhance the wellbeing and inclusion of the aged in national development	<ul style="list-style-type: none"> • Create a database on the aged to support policy making, planning, monitoring and evaluation • Implement measures to ensure economic wellbeing of the aged • Promote establishment of safe spaces, day care centers and homes for the elderly and effectively regulate their operations 	SDG Target 17.18		
Focus Area 9: GENDER EQUALITY					

<ul style="list-style-type: none"> • Persistent sexual and gender-based violence • Low participation of women in public and political offices 	Attain gender equality and equity in political, social and economic development	<ul style="list-style-type: none"> • Implement measures to promote change in socio-cultural norms and values inhibiting gender equality • Increase education and advocacy on sexual and gender-based violence and other harmful cultural practices 	SDG TARGET 5.1, 5.2, 5.3, 10.2		
<ul style="list-style-type: none"> • Inadequate generation and use of gender statistics • Inadequate coordination of gender mainstreaming 	Strengthen gender mainstreaming coordination and implementation of gender related interventions in all sectors				
Focus Area 10: SPORTS AND RECREATION					
<ul style="list-style-type: none"> • Limited community-level sports and recreational activities 	Enhance sports and recreational infrastructure for all				
Focus Area 11: YOUTH DEVELOPMENT					
<ul style="list-style-type: none"> • Weak coordination of youth-related institutions and programmes 	Improve coordination for youth development	<ul style="list-style-type: none"> • Strengthen coordination of youth-related institutions and programmes 	SDG Targets 16.6, 17.14		
<ul style="list-style-type: none"> • Financial exclusion among youth • High incidence of violence and crime 	Promote effective participation of the youth in socioeconomic development				
Focus Area 12: SOCIAL PROTECTION					

<ul style="list-style-type: none"> • Inadequate and limited coverage of social protection programmes for vulnerable groups • Inadequate coordination and institutional arrangements for the implementation of social protection interventions • Inadequate funding for social protection interventions • Lack of shelter for victims of abuse 		<ul style="list-style-type: none"> • Strengthen targeting of social protection interventions using the GNHR • Establish well-resourced shelters for all categories of abused persons • Strengthen and expand the coverage of existing social protection programmes to include all vulnerable people 	<p>SDG Target 11.1</p> <p>SDG Targets 1.3, 5.4, 10.4</p>		
Focus Area 13: DISABILITY- INCLUSIVE DEVELOPMENT					
<ul style="list-style-type: none"> • Inadequate rehabilitation centers, services and programmes for PWDs 		<ul style="list-style-type: none"> • Enhance access of persons with disabilities to the existing built environment, goods and services 	<p>SDG Targets 10.2, 11.1</p>		
<ul style="list-style-type: none"> • Limited access of Persons with Disabilities to justice 		<ul style="list-style-type: none"> • Build capacities of parents and caregivers of children with disabilities 	<p>SDG Target 5.4</p> <p>SDG Targets</p>		
<ul style="list-style-type: none"> • Limited and unstructured consultation and involvement of PWDs in decision making 		<ul style="list-style-type: none"> • Provide an enabling environment for PWDs to effectively and fully participate in national development 	<p>SDG Targets</p>		
Focus Area 14: EMPLOYMENT AND DECENT WORK					
<ul style="list-style-type: none"> • Inadequate data on job creation • Higher unemployment for urban and women population • High levels of unemployment and under employment among the youth 		<ul style="list-style-type: none"> • Facilitate the creation of decent jobs • Strengthen the capacity of the Ghana Enterprise Agency (GEA) to promote decent job creation by micro, small and medium enterprises 	<p>SDG Target 8.3</p> <p>SDG Target 17.15</p>		

3.0 ENVIRONMENT, INFRASTRUCTURE AND HUMAN SETTLEMENTS

KEY ISSUES	POLICY OBJECTIVES	STRATEGIES	SDGs	IMPLEMENTING AND COLLABORATING AGENCIES	GLOBAL/ REGIONAL LINKAGES
Goal: Safeguard the natural environment and ensure a resilient built environment.					
Focus Area 3: WATER RESOURCES MANAGEMENT					
<ul style="list-style-type: none"> Negative impact of climate variability and change 		<ul style="list-style-type: none"> Undertake tree planting banks of all major waterbodies and tributaries to reduce silting and pollution from human activities Strengthen involvement of local communities in management of wetlands 	SDG Targets 6.5, 6.6 SDG Target 6.b		
Focus Area 4: COASTAL AND MARINE EROSION					
<ul style="list-style-type: none"> Sand wining at beaches Unauthorized development along the coast Defecation along the coastline 					
Focus Area 5: ENVIRONMENTAL POLLUTION					
<ul style="list-style-type: none"> Improper management of solid and liquid waste including e-waste Destructive impact of plastic waste on terrestrial, aquatic and marine ecosystems 		<ul style="list-style-type: none"> Enforce environmentally sound management of chemicals and all waste throughout their life cycle Enforce hazardous and Electronic Waste Control and Management Act 2016, (Act 917) 	SDG Target 12.4 SDG Targets 3.9, 6.3, 16.b		
Focus Area 6: DEFORESTATION, DESERTIFICATION AND SOIL EROSION					
<ul style="list-style-type: none"> Illegal sand winning activities 		<ul style="list-style-type: none"> Strengthen the involvement of traditional authorities and CSOs in combating deforestation and desertification 			
Focus Area 7: CLIMATE VARIABILITY AND CHANGE					

<ul style="list-style-type: none"> • Low institutional capacity to adapt to climate change and undertake mitigation actions 		<ul style="list-style-type: none"> • Strengthen coordination and partnerships among research institutions, industry and government 	SDG Targets 13.2, 16.6		
<ul style="list-style-type: none"> • Inadequate inclusion of gender and vulnerability issues in climate change actions • Poor ownership of climate change intervention at the local level 		<ul style="list-style-type: none"> • Develop capacity to facilitate the access to the Green Climate Fund (\$30 billion Global Fund) for climate change purposes • Enhance knowledge on climate to minimize its impacts 	SDG Targets 13.a, 16.8		
Focus Area 8: TRANSPORTATION: AIR, RAIL, WATER AND ROAD					
<ul style="list-style-type: none"> • Poor road maintenance/ rehabilitation culture • Traffic congestion in major cities 		<ul style="list-style-type: none"> • Strengthen health and safety standards in planning, design, construction, operations and maintenance for road transport • Develop standards for public transport vehicles in line with international best practices 			
Goal: Safeguard the natural environment and ensure a resilient built environment.					
<ul style="list-style-type: none"> • Inadequate street lightening and road signs. • Unauthorized construction/ installation of speed rams and rumble strips 		<ul style="list-style-type: none"> • Establish a communication system among the police, national Fire Service, National Ambulance Service and National Disaster Management Organization (NADMO) to ensure rapid response to accidents • Improve street lighting, road markings and road signage 			
Focus Area 9: INFORMATION COMMUNICATION TECHNOLOGY DEVELOPMENT					
Goal: Safeguard the natural environment and ensure a resilient built environment.					
<ul style="list-style-type: none"> • Inadequate Infrastructure to support localized services 		<ul style="list-style-type: none"> • Promote the establishment of ICT parks across the country 	SDG Targets 9.c, 17.8		
Focus Area 12: HUMAN SETTLEMENTS DEVELOPMENT AND HOUSING					
<ul style="list-style-type: none"> • Inadequate human and institutional capacities for 		<ul style="list-style-type: none"> • Undertake regular monitoring and sensitization on spatial planning and management 			

<ul style="list-style-type: none"> land use planning and management • Haphazard building and non-compliance to available planning schemes • Weak database for spatial planning and management in MMDAs • Outdated zoning regulations and planning standards • Weak enforcement of building regulations at the MMDA level 		<ul style="list-style-type: none"> • Intensify the use of Geographic Information System (GIS) in spatial/land use planning at all levels • Review and publicize planning standards and zoning regulations • Enhance capacity for spatial planning in MMDAs • Enforce building codes and standards at all levels 			
Focus Area 14: URBAN DEVELOPMENT MANAGEMENT					
<ul style="list-style-type: none"> • Congestion and overcrowding in urban areas • Urban concentration in coastal zone 		<ul style="list-style-type: none"> • Support District Assemblies to plan towards infrastructure provision • Improve linkages between emerging secondary cities and towns 	SDG Targets 11.3, 11.a SDG Target 11.1		
Focus Area 16: DRAINAGE AND FLOOD CONTROL					
<ul style="list-style-type: none"> • Recurrent incidence of flooding • Poor waste disposal practices • Poor drainage system • Silting and choking of drains • Uncovered drains • Poor landscaping • Delay in honoring payment certificates • Building in waterways 		<ul style="list-style-type: none"> • Promote the construction of storm drains in cities and towns • Prepare and implement adequate drainage plans for all MMDAs • Promote the construction of large underground drains or tunnels in the major cities to collect storm water and prevent perennial flooding • Ensure adherence to zoning policies and building regulation • Ensure regular desilting of storm drains and rivers 	SDG Targets 9.a, 11.3 SDG Targets 11.3, 11.b		

		<ul style="list-style-type: none"> Promote construction of green buildings especially in cities 			
--	--	--	--	--	--

KEY ISSUES	POLICY OBJECTIVES	STRATEGIES	SDGs	IMPLEMENTING AND COLLABORATING AGENCIES	GLOBAL/ REGIONAL LINKAGES
Goal: Safeguard the natural environment and ensure a resilient built environment.					
Focus Area 18: LAND ADMINISTRATION					
<ul style="list-style-type: none"> Increasing encroachments on public and vested land Indiscipline in the purchase and the sale of land Poor demarcation of Land boundaries 		<ul style="list-style-type: none"> Promote the production of reliable maps and site plans to ensure security of land tenure 	SDG Targets 1.4, 16.b SDG Targets 16.6, 16.7 SDG Target 12.2		
Focus Area 19: ZONGOS AND INNER CITIES DEVELOPEMENT					
<ul style="list-style-type: none"> Proliferation of slums Inadequate investments in social programmes in Zongo and inner-city communities 		<ul style="list-style-type: none"> Accelerate investments in local economic development in Zongo and Inner-City Communities Provide basic social infrastructure and services in Zongo and Inner-City communities 	SDG Targets 1.b, 10.b, 11.c, 17.17 SDG Targets 11.1, 11.2, 11.3, 11.6, 11.7, 11.a,		

4.0 GOVERNANCE, CORRUPTION AND PUBLIC ACCOUNTABILITY

KEY ISSUES	POLICY OBJECTIVES	STRATEGIES	SDGs	IMPLEMENTING AND	GLOBAL/ REGIONAL LINKAGES
------------	-------------------	------------	------	------------------	---------------------------

				COLLABORATING AGENCIES	
Goal: Maintain a stable, united and safe society					
Focus Area 2: LOCAL GOVERNANCE AND DECENTRALIZATION					
<ul style="list-style-type: none"> • Ineffective sub-district structures • Low capacity of some MMDCEs and other appointees to deliver on their mandates 		<ul style="list-style-type: none"> • Strengthen sub-district structures 	SDG Target 16.1		
<ul style="list-style-type: none"> • Low participation of women and PWDs in local elections • Discrepancies in inter-district boundary demarcations 		<ul style="list-style-type: none"> • Strengthen sub-district structures • Institute mechanisms to encourage women and PWDs participation in local governance 	SDG Targets 16.6, 17.9		
<ul style="list-style-type: none"> • Poor coordination in preparation and implementation of development plans • Inadequate exploitation of local opportunities for economic growth and job creation 		<ul style="list-style-type: none"> • Strengthen the implementation of planning and budgeting provisions in LI 2232 and the Public Financial Management Act 2016 (Act 921) • Strengthen collaboration between MMDAs and Development Authorities to ensure effective plan implementation, monitoring and evaluation 	SDG Targets 16.5, 16.6, 16.a		
Goal: Maintain a stable, united and safe society					
<ul style="list-style-type: none"> • Weak involvement and participation of citizenry in planning and budgeting • Weak capacity of CSO's to participate effect in public dialogue 	Improve popular participation at regional and district levels	<ul style="list-style-type: none"> • Promote effective stakeholder involvement in development process, local democracy and accountability (Ecowas protocol Art Art 23) • Promote the ownership of development process and transparency at the local level • Build capacity of key stakeholders in the civil society organization 	SDG Targets 16.7, 11.3, SDG Targets 16.6,7 SDG Targets 16.7, 17.17	MLGDRD, IMCCoD, MMDAs, CSO's, NGO's, Faith -based organisations,traditional authorities	

• Weak participatory planning					
Focus Area 3: PUBLIC ACCOUNTABILITY					
• Low public interest in public institutions • Weak public and community ownership of programmes and projects.	Deepen transparency and public accountability	• Promote public interest in performance monitoring reports from state and non-state institution. • Enhance participatory budgeting, revenue and expenditure tracking at all levels	SDG Targets 16.6, 16.7 SDG Targets 16.6, 16.7	, MMDA's, CSOs	
Focus Area 7 CORRUPTION AND ECONOMIC CRIMES					
• High Perception of Corruption among public office holders and citizenry • Low level of transparency and accountability of public institutions	Promote the fight against corruption and economic crimes	• Pursue an effective campaign for attitudinal change	SDG Targets 16.5, 16.7		

5.0 EMERGENCY PLANNING AND RESPONSE (INCLUDING COVID-19 RECOVERY PLAN)

KEY ISSUES (Including neglected and emerging issues)	POLICY OBJECTIVES	STRATEGIES	SDGs	IMPLEMENTING AND COLLABORATING AGENCIES	GLOBAL/ REGIONAL LINKAGES
Goal: Mainstream emergency planning and preparedness into Ghana's development planning agenda at all levels to respond and external threats (including COVID-19)					
Focus Area 12 HYDROMETEOROLOGICAL THREATS					
• Incidence of natural disaster	Promote proactive planning and	• Support data gathering, preparation of hazards /risk		MMDAs	

<ul style="list-style-type: none"> Human induced events (sand winning, encroachment, domestic and bush fires etc. Poor early warning systems 	implementation for disaster prevention and mitigation	<p>maps and sensitization on natural hazards and human induced disasters</p> <ul style="list-style-type: none"> Support the development and implementation of national and local plans to make cities and communities resilient Develop monitoring mechanism for disaster prevention and mitigation plan Monitor and regulate the activities of sand winners Mainstream disaster planning into development plans 			
Focus Area 12 GEOLOGICAL THREATS					
Focus Area 4: ANTHROPOGENIC					
<ul style="list-style-type: none"> Inadequate infrastructure for emergency response High levels of pollution in different forms (air, noise, water) 	Minimize anthropogenic threats	<ul style="list-style-type: none"> Establish a well-resourced emergency centre in each district 		MMDAs GES, NCCEEPA, GSA, FDA, GHS	
<ul style="list-style-type: none"> Increased e-waste in the environment (offices, residential areas and commercial centers) 					
Economic, Political, Ethnicity and Religious Conflict					
Focus Area 6: RELIEF OPERATION AND HUMANITARIAN ASSISTANCE OF DISASTER VICTIMS					
<ul style="list-style-type: none"> Weak social protection systems for victims of disasters 	Enhance relief operations and humanitarian welfare	<ul style="list-style-type: none"> Enhance resilience of communities 		NADMO, MOF, MMDAs	
Focus Area 7: COVID-19 RESPONSE					
Goal: Mainstream emergency planning and preparedness into Ghana's development planning agenda at all levels to respond to potential internal and external threats (including COVID-19)					
<ul style="list-style-type: none"> Revenue losses by business in the sector 	Ensure resilient and innovative tourism and arts industry	<ul style="list-style-type: none"> Ensure enterprise credit schemes to support the tourism industry Encourage Public-Private Partnership (PPP) 		MMDAs	

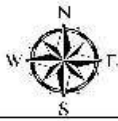
<ul style="list-style-type: none"> Stigmatization of recovered persons (COVID-19) 	Ensure secured health systems	<ul style="list-style-type: none"> Ensure safety and protection of frontline health workers Boost capacity of essential public health services to enable emergency response 		MOH, GHS, MMDAs,	
<ul style="list-style-type: none"> Open defecation 	Improve water and sanitation services	<ul style="list-style-type: none"> Increase awareness creation on attitudinal change Develop and implement sustainable financial mechanism for WASH infrastructure and services 		MSWR, MMDAs, CWSA, GWCL	

6.0 IMPLEMENTATION, COORDINATION, MONITORING AND EVALUATION

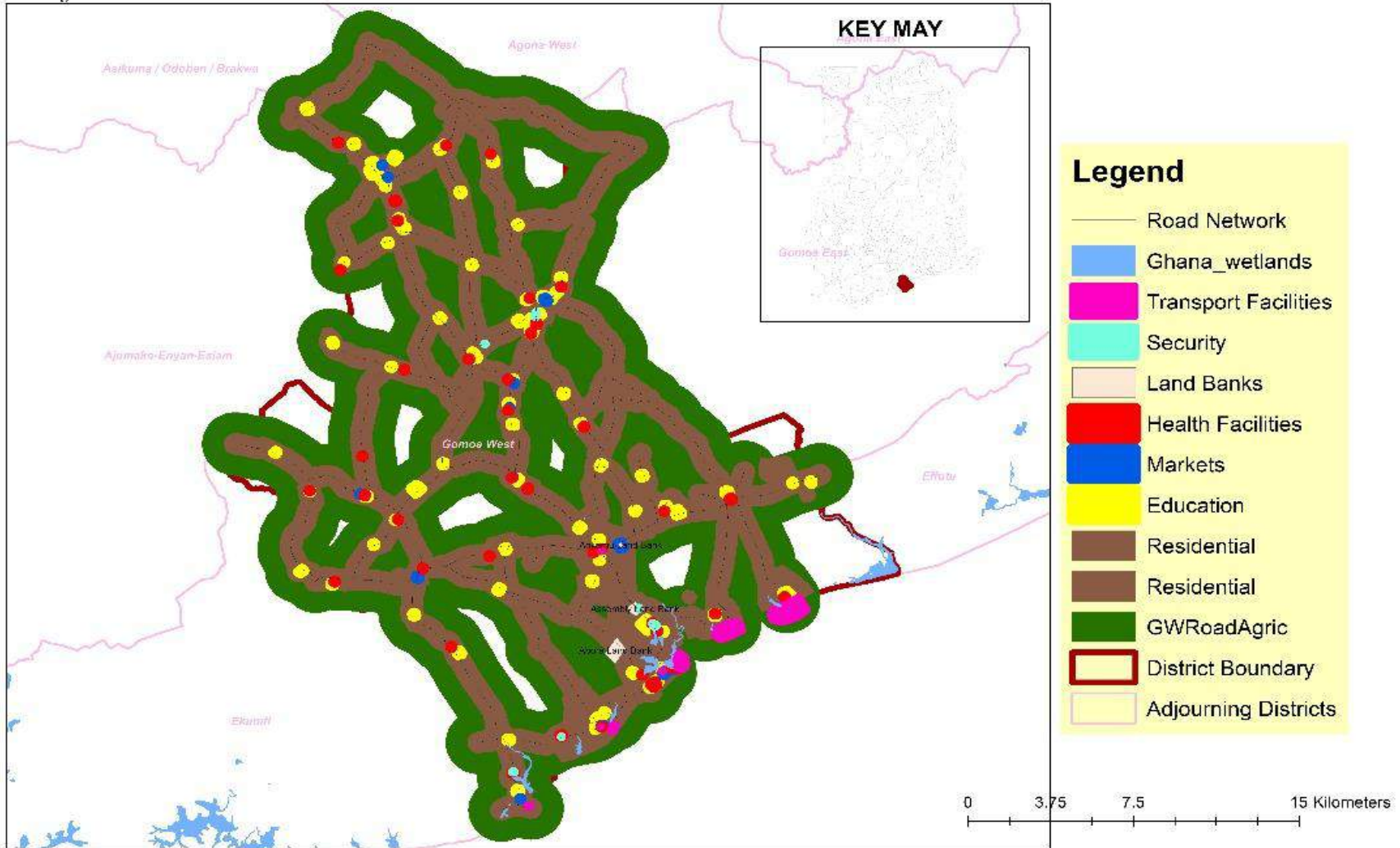
KEY ISSUES	POLICY OBJECTIVES	STRATEGIES	SDGs	IMPLEMENTING AND COLLABORATING AGENCIES	GLOBAL/ REGIONAL LINKAGES
Goal: Improve delivery of development outcomes at all levels					
Focus Area 1: IMPLEMENTATION AND COORDINATION					
				RCCs, MMDAs	
Focus Area 2: MONITORING AND EVALUATION					
				NDPC, MDAs, RCCs, MMDAs,	
Goal: Improve delivery of development outcomes at all levels					
Focus Area 3: PRODUCTION AND UTILISATION OF STATISTICS					
<ul style="list-style-type: none"> Limited generation and utilization of statistics Inadequate funding for statistics production 	Strengthen production and utilization of statistics	<ul style="list-style-type: none"> Institutionalize production and utilization of statistics at all levels 		NDPC, GSS, MLGRD, OHLGS, OHCS, MMDAs, RCCs	

Focus Area 4: DEVELOPMENT COOPERATION AND FINANCE					
<ul style="list-style-type: none"> • Unsustainable sources of funding for financing development projects 	Improve resource mobilization and effectively manage its utilization	<ul style="list-style-type: none"> • Improve efficiency in the use of public resources 		MMDAs, Public Enterprise	
Focus Area 5: KNOWLEDGE MANAGEMENT AND LEARNING					
<ul style="list-style-type: none"> • Poor record keeping and documentation 	Enhance knowledge management and learning	<ul style="list-style-type: none"> • Digitize records and retrieval processes • Build capacity for data management at all levels 		NDPC, MDAs, Academia/Research institutions, NCPD, TAs, PRAAD, Media	
Goal: Improve delivery of development outcomes at all levels					
<ul style="list-style-type: none"> • Weak institutional memory in MDAs and MMDAs 					

Figure: Desired Future Map of Gomoa West District



GOMOA WEST DISTRICT ASSEMBLY FUTURE DESIRED MAP



CHAPTER FIVE

COMPOSITE DEVELOPMENT PROGRAMMES

INTRODUCTION

This chapter entails broad composite Programme of Actions (PoAs) to be implemented as well as an Indicative Financial Plan/Cost of Plan. The PoA consists of adopted goals and objectives from the Medium-Term Policy Framework, programmes and sub-programmes, time schedule, indicative budgets and implementing agencies (Lead/Collaborating).

The table below entails goals, objectives, programmes and sub-programmes under the various development dimension of the National Medium-Term Policy Frame Work (NMTPF) from 2026-2029.

DEVELOPMENT PROGRAMMES

Table: Programmes of Action (POA)

Development Programmes	Time Frame				Cost						Programme Status		Implementation Institution/ Department	
	2026	2027	2028	2029	GoG	IGF	DACF	DACRRFG	DP	PRIVATE	New	Ongoing	Lead	Collaborating
Governance and Administration	X	X	X	X	12,000,000.00	4,840,000.00	2,250,000.00	-	1,340,000.00	-	X	X	CCMA	RCC, G.A.
Finance and revenue mobilization	X	X	X	X	-	1,980,000.00	-	-	-	-	X	X	MFD	MBD
Planning, Coordinating, Monitoring and Evaluation	X	X	X	X	100,000.00	500,000.00	750,000.00	-	150,000.00	620,000.00	X	X	MPCU	G.A.
Education Management	X	X	X	X	13,000,000.00	300,000.00	6,000,000.00	-	200,000.00	10,500,000.00	X	X	MED	CCMA
Health Services Management	X	X	X	X	17,700,000.00	650,000.00	6,000,000.00	-	-	2,000,000.00	X	X	MHD	CCMA
Youth and Social Development	X	X	X	X	3,000,000.00	700,000.00	1,800,000.00	440,000.00	-	42,000,000.00	X	X	SWCD	NYA, YEA, CCMA
Trade and	X	X	X	X					-		X	X	CCMA	GEA, MoTI

CHAPTER SIX

ANNUAL ACTION PLAN

2.0 INTRODUCTION

This Chapter serializes annually the projects for the Programme of Action for implementation throughout the plan period. It indicates the arrangements put in place for the implementation of the plan over the 4-year period. It is an extract of the Programme of Action. The Composite Annual Action Plan phases out the District Composite Programme of Action into realistic time frames to be implemented by Departments and Agencies of the Assembly, NGOs, the Private Sector and Communities. Implementation involves translating the plan into actions to achieve the set objectives. The implementation of the plan would be supported by timely inflow of resources in order not to distort its schedule. It serves as the basis for disbursement of all funds.

It indicates annual activities/projects to be implemented from 2026 to 2029, when each project should begin and end, the responsible implementing agencies, both leading and collaborating, and individual projects cost.

2026-2029 COMPOSITE ANNUAL ACTION PLAN

Table: 2026 Composite Annual Action Plan

S/N	PROGRAMME (PBB)	SUB-PROGRAMME (PBB)	PROJECTS / ACTIVITIES	LOCATION	TIME FRAME				INDICATIVE BUDGET (GHC)			PROGRAMME STATUS		IMPLEMENTING AGENCY		
					Q1	Q2	Q3	Q4	GoG	IGF	Donor	NEW	ON-GOING	LEAD	COLLA	
1.	MANAGEMENT AND ADMINISTRATION	General Administration	Support Internal Management of Organization	District Assembly					459,549.13	503,470.90		√		GWDA	CAD	
2.			Provide support for Protocol Service	District Assembly						3,000.00			√			
3.			Provide Support for Operations of Security Services	District Assembly					9,925.56	10,000.00			√		GWDA	GPS / GNFS / GIS
4.			Organise Community Engagement to encourage Citizen Participation in Local Governance	District Assembly					57,368.18	16,000.00			√		GWDA	CAD
5.			Organize Official Celebrations (May Day, Independence Day celebrations)	District Assembly					10,000.00	20,000.00			√		GWDA	CAD
6.			Provide support for activities of Traditional Authorities	District Assembly					30,000.00	10,000.00			√		GWDA	CAD
7.			Procure Office Equipment and Logistics	District Assembly					30,000.00	50,000.00			√		GWDA	CAD
8.			Provide payment for IGF Staff Salaries	District Assembly						155,145.48			√		GWDA	CAD
9.			Provide payment of Transfer Grants to Staff	District Assembly						23,323.62			√		GWDA	CAD
10.			Pay Assembly Members Ex-gratia	District Assembly						110,000.00			√		GWDA	CAD
11.			Provide payment for Assembly Members (Allowance)	District Assembly					30,000.00	10,000.00			√		GWDA	CAD
12.			Provide for Donations	District Assembly					30,000.00	10,000.00			√		GWDA	CAD
13.			Provide for protocol services	District Assembly					50,000.00	40,000.00			√		GWDA	CAD
14.			Provide for Contributions	District Assembly					70,000.00	60,000.00			√		GWDA	CAD
15.		Support Internal Management of Organization	District Assembly					15,000.00	20,000.00			√		GWDA	CAD	
16.		Support Administrative Expenses	Apam									√		GWDA	HRMD	
17.		Undertake DPCU Activities	Apam					15,000.00				√		GWDA	Budget	
18.		Preparation of 2027 Composite Annual Budget and Action Plan	GWDA					55,000.00				√		GWDA	DPU	
19.		Organise 2no, Town Hall meeting to promote social accountability	GWDA					40,000.00	20,000.00			√		GWDA	DPU, Budget	

S/N	PROGRAMME (PBB)	SUB-PROGRAMME (PBB)	PROJECTS / ACTIVITIES	LOCATION	TIME FRAME				INDICATIVE BUDGET (GHC)			PROGRAMME STATUS		IMPLEMENTING AGENCY			
					Q1	Q2	Q3	Q4	GoG	IGF	Donor	NEW	ON-GOING	LEAD	COLLA		
20.			Conduct regular Monitoring and Evaluation of Programs (M&E)	District wide					50,000.00	10,000.00		√		GWDA	DPCU		
21.	MANAGEMENT AND ADMINISTRATION	Planning, Budgeting, Coordinating and Statistics	Provide financial support for Sub Structures Activities (Area Councils)	Sub-district offices					-	50,000.00		√		GWDA	DPCU		
22.		Legal Services	Provide funds for Legal Activities	District wide						5,000.00		√		GWDA	Central admn		
23.			Gazette District Assembly Bye-Laws	GWDA					50,000.00				√		GWDA	CTRAL ADM, MPCU	
24.		Finance	Support Internal Management of Organization	District Assembly						7,000.00		√		GWDA	CAD		
25.			Support Administrative Expenses	Apam									√		GWDA	HRMD	
26.			Undertake Salary Validation (Personnel & Staff Management)	Apam							3,000.00		√		GWDA	HRMD	
27.			Undertake monitoring and Supervision of IGF Staff	Apam							3,000.00		√		GWDA	HRMD	
28.			Organise staff training and skills development							30,000.00	15,000.00		√				
29.			Undertake Revenue Mobilization and Improvement exercises	District Assembly							83,000.00		√		GWDA	DFD	
30.			Support Internal Audit Operations	Apam						6,000.00	12,000.00		√		GWDA	IAU	
31.			Treasury and Accounting Activities	District wide						5,000.00	59,000.00		√		GWDA	DFD	
32.			Organise 4no.Audit Committee Meetings										√		GWDA	CAD	
33.			SOCIAL DEVELOPMENT	Education, Youth and Sports	Support Internal Management of Organization	District Assembly					20,000.00	10,000.00		√		GWDA	HRMD
34.	Supervision & Inspection of Education Delivery	Apam							32,000.00	10,000.00		√		GWDA	DWD, DED		
35.	Organize Independence Day Official Celebration (6 th March)								100,000.00			√		GWDA	DED, CO		
36.	Promote the development of Youth through Sports and Culture	District wide							20,000.00			√		GWDA	CAD, DED		
37.	Support the of implementation Ghana School Feeding Program (GSFP)	District wide								2,000.00			√		GWDA	DED	
38.	Procure 30 Octagon table & chairs for nursery pupils in the district	District wide								71,400.00			√		GWDA	DED	
39.	Procure 550 Dual Desks for primary selected schools in the district	District wide								1,300,000.00			√		GWDA	DED	
40.	Procure 1050 Mono Desks for JHS & SHS in the district	District wide								1,200,000.00			√		GWDA	DED, DWD	

S/N	PROGRAMME (PBB)	SUB-PROGRAMME (PBB)	PROJECTS / ACTIVITIES	LOCATION	TIME FRAME				INDICATIVE BUDGET (GHC)			PROGRAMME STATUS		IMPLEMENTING AGENCY		
					Q1	Q2	Q3	Q4	GoG	IGF	Donor	NEW	ON-GOING	LEAD	COLLA	
41.	SOCIAL DEVELOPMENT	Education, Youth and Sports	Construct 1 No. 6-Unit classroom block with office, store, staff common and a 6-seater toilet for boys & girls	Olefreku					950,000.00			√		GWDA	DED, DWD	
42.			Construct 1 No. 3-Unit classroom block with office, store, staff common	Enyeme					530,000.00			√		GWDA	DED, DWD	
43.			Construct 1 No. 2-Unit KG block with office, store, staff common	Simbrofo					480,000.00			√		GWDA	DWD, DED	
44.			Complete 1no. 3-unit Teachers' Quarters	Apam									√	GWDA	DWD, DED	
45.			Complete 1no. 3-unit Teachers' Quarters	Gomoa Mankoadze									√	GWDA	DWD, DED	
46.			Complete 1no. 3-unit classroom block with toilet facility	Obiri					100,000.00				√	GWDA	DWD, DED	
47.			Complete 1no. 3-unit classroom block with toilet facility	Gomoa Appiakrom-Debiso,					130,000.00				√	GWDA	CAD	
48.	SOCIAL DEVELOPMENT	Public Health Services and Management	Support Internal Management of Organization	District Assembly						7,000.00		√		GWDA	DHD	
49.			Support Campaign towards Malaria prevention	District wide					330,000.00				√		GWDA	DHD
50.			Support HIV/AIDS related activities	District wide					15,380.00				√		GWDA	DWD, DHD
51.			Construct 1no. CHPS Compound with ancillary facilities such as nurses' quarters	Gomoa Mampong					1,500,000.00				√		GWDA	DHD, DWD
52.			Construct 1no. CHPS Compound with ancillary facilities such as nurses' quarters	Hwida					900,000.00				√		GWDA	DHD, DWD
53.			Construct 1no. CHPS Compound with ancillary facilities such as nurses' quarters, delivery bed, medical equipment etc	Abamkrom					900,000.00				√		GWDA	DHD, DWD
54.			Complete 1no. CHPS Compound with ancillary facilities such as nurses' quarters, delivery wards etc	Brofoyedur					500,000.00					√	GWDA	DHD, DWD
55.			Complete 1no. CHPS Compound with ancillary facilities such as nurses' quarters, delivery bed, medical equipment etc	Ankamu					500,000.00					√	GWDA	DHD, DWD
56.			Repair selected Clinics in the district (MP)	District Wide					300,000.00				√		GWDA	DHD, DWD
57.			Complete 1no. CHPS Compound	Asempayin					400,000.00					√	GWDA	DHD, DWD

S/N	PROGRAMME (PBB)	SUB-PROGRAMME (PBB)	PROJECTS / ACTIVITIES	LOCATION	TIME FRAME				INDICATIVE BUDGET (GHC)			PROGRAMME STATUS		IMPLEMENTING AGENCY			
					Q1	Q2	Q3	Q4	GoG	IGF	Donor	NEW	ON-GOING	LEAD	COLLA		
58.			Complete Ino. CHPS Compound	Abrekum					230,000.00				√	GWDA	DHD, DWD		
59.			Renovate Nurses Quarters Compound	Dago					150,000.00			√		GWDA	SWCD		
60.	SOCIAL DEVELOPMENT	Social Welfare and Community Development	Support Internal Management of the Organization	District Assembly						5,000.00		√		GWDA	SWCD		
61.			Support Administrative Expenses	District Assembly									√		GWDA	SWCD, NGO	
62.			Undertake Child Right Protection activities (ISSD) -	District wide										√		GWDA	SWCD, NGO
			Organize sensitization campaigns on child protection in communities in Gomoa West District														
63.			Organize sensitization exercises on GBV, Teenage Pregnancy, Child Marriage, Child Labour and Child Trafficking	District wide										√		GWDA	SWCD, NGO
64.			Organize Public Education campaign on Child Delinquency	District wide										√		GWDA	SWCD, NGO
65.			Manage and resolve maintenance, paternity, physical assault and custody cases	District wide										√		GWDA	SWCD
66.			Inspection of Early Childhood Development Centres (ECDC)	District wide						2,150.00	2,000.00			√		GWDA	GDO, CAD / SWCD
67.			Mainstream Gender Empowerment Organize workshop on women empowerment in communities	District wide							1,500.00			√		GWDA	GDO, CAD / SWCD
68.			Organize sensitization programme on sexual and gender-based violence	District wide							1,500.00			√		GWDA	GDO, CAD / SWCD
69.			Undertake Social Protection Activities -Embark on sensitization programmes on policy to drive social protection	District wide						760,000.00	1,000.00			√		GWDA	SWCD
70.			Embark on LEAP visitations in communities	District wide										√		GWDA	SWCD
71.			Promote identification, registration and rehabilitation of PWDs	District wide										√		GWDA	SWCD
72.			Disbursement of Disability Funds and socio-economic empowerment of PWDs	District wide										√		GWDA	B&D
73.	SOCIAL DEVELOPMENT	Birth and Death Registration Services	Promote Registration of Infants at birth	District wide						8,760.00		√		GWDA	B&D		
74.			Support General Expenses of the department	Apam							2,000.00		√		GWDA	B&D	

S/N	PROGRAMME (PBB)	SUB-PROGRAMME (PBB)	PROJECTS / ACTIVITIES	LOCATION	TIME FRAME				INDICATIVE BUDGET (GHC)			PROGRAMME STATUS		IMPLEMENTING AGENCY		
					Q1	Q2	Q3	Q4	GoG	IGF	Donor	NEW	ON-GOING	LEAD	COLLA	
75.			Organize Public Education on Birth and Death Registration	District wide						2,400.00		√		GWDA	EHSU	
76.	INFRASTRUCTURE	PHYSICAL PLANNING	Support Internal Management of the Organization	District Assembly						6,000.00		√		GWDA	PPD	
77.			Organize Spatial Planning meetings	Apam						48,000.00		√		GWDA	PPD	
78.			Support Administrative Expenses	District Assembly									√		GWDA	PPD
79.			Undertake Street Naming and Property Addressing	Apam					10,000.00				√		GWDA	PPD
80.			Register Assembly Land	District wide					5,000.00				√		GWDA	PPD
81.			Organize public education to ensure effective Land Use and Spatial Planning	District wide						10,000.00			√		GWDA	DWD
82.		Support Internal Management of the Organization	District Assembly							5,000.00		√		GWDA	DWD	
83.		Support Administrative Expenses	District Assembly									√		GWDA	DWD	
84.		Undertake day today inspection of development Projects (development control)	District wide							25,000.00		√		GWDA	DWD	
85.		Renovate Assembly's Residential Buildings	District Assembly					560,000.00				√		GWDA	DWD	
86.		Conduct repair and maintenance work on Assembly's Office Building	District Assembly					1,330,000.00				√		GWDA	MP'S OFF. DWD	
87.		Undertake reshaping of Roads	District wide					700,000.00				√		GWDA	Transport unit, GPRTU	
88.		Undertake reshaping of Roads (MP)	District wide					300,000.00				√		GWDA	Transport unit, GPRTU	
89.		Procure and install Street Lights	District wide					50,000.00	140,000.00			√		GWDA	Transport unit, GPRTU	
90.		Embark on Road Safety Campaigns	District wide									√		GWDA	DWD	
91.		Conduct periodic meetings with Private Road Transport Unions/Drivers	District Wide							5,000.00		√		GWDA	MP'S OFFICE, DWD	
92.		Provide support for Self-Help Projects in the district (Constructional Materials)						300,000.00				√		GWDA	DWD	
93.		Procure and Supply Construction Materials for community-initiated projects (MP)	District wide					300,000.00				√		GWDA	DWD	
94.	Renovate police station with quarters	Dago					350,000.00				Type	√	GWDA	DWD		

S/N	PROGRAMME (PBB)	SUB-PROGRAMME (PBB)	PROJECTS / ACTIVITIES	LOCATION	TIME FRAME				INDICATIVE BUDGET (GHC)			PROGRAMME STATUS		IMPLEMENTING AGENCY		
					Q1	Q2	Q3	Q4	GoG	IGF	Donor	NEW	ON-GOING	LEAD	COLLA	
95.	INFRASTRUCTURE	Public Works, Rural Housing and Water Management	Complete the drilling and mechanization of 10no boreholes with polytank and electricity connection	Eshiem, Mampong, Kumasi, Dawurampong, Ajumaku Ansa Dunkwa Akropong Apam Brigade, Adaya tech	√	√	√	√	300,000.00	√	√	√	√	GWDA	DWD	
96.			Drill and mechanize of 10no boreholes in selected communities polytank and electricity connection					300,000.00			√			GWDA	DWD	
97.			Repair and maintain 3no. boreholes	Damang, Fomena Ayanful					300,000.00			√			GWDA	DWD
98.			Expand Ghana Water connectivity to selected communities	Adenka, Dago, Abusia Apam and Ankamu					300,000.00			√			GWDA	BAC
99.	ECONOMIC DEVELOPMENT	Trade, tourism and industry	Construct 24-hour Economy Model Market	Ankamu					300,000.00			√		GWDA	DPU, BAC	
100.			Support Internal Management of the Organization	District Assembly						3000			√		GWDA	BAC
101.			Promote Local Economic Development	District wide					98,420.46	3,000.00			√		GWDA	BAC
102.			Promote Small & Medium Enterprises (LED) Mastercard foundation/BIZBOX interventions	District wide						2,000.00			√		GWDA	BAC
103.			Promote Trade Development Ensure registration of businesses with Registrar of Company	District wide						2,000.00			√		GWDA	BAC
104.			Organize Community Based Trainings	District wide					2,600.00	2,100.00			√		GWDA	Planning Unit
105.			Support market women to access funds under Ghana Jobs and Skills Grant Application programme	District wide						2,000.00			√		GWDA	Planning Unit, Bac & culture dept
106.			Participate in CENTRAL EXPO' 26, Central Regional Investment and Trade Fair						30,000.00	2,500.00			√		GWDA	DAD
107.			Support Trainings on Marketable Skills (GAVA Training Fair)	District wide						3,500.00			√		GWDA	DAD
108.										3,000.00			√		GWDA	DAD

S/N	PROGRAMME (PBB)	SUB-PROGRAMME (PBB)	PROJECTS / ACTIVITIES	LOCATION	TIME FRAME				INDICATIVE BUDGET (GHC)			PROGRAMME STATUS		IMPLEMENTING AGENCY		
					Q1	Q2	Q3	Q4	GoG	IGF	Donor	NEW	ON-GOING	LEAD	COLLA	
109.	ECONOMIC DEVELOPMENT	Agricultural Services and Management	Support Internal Management of the Organization	District Assembly								√		GWDA	DAD	
110.			Support Administrative Expenses	District wide					150,000.00				√		GWDA	DAD
111.			Organize Official celebration (Farmers Day Celebration)	District wide									√		GWDA	DAD
112.			Implement Agriculture Extension Services	District wide									√		GWDA	DAD
113.			Undertake Surveillance and Control of Pests and Livestock in the District	District wide						50,000.00			√		GWDA	DAD
114.			Support Monitoring and Supervision of Agric activities	District wide					-				√		GWDA	DAD
115.			Support implementation of Mechanization of Agriculture in Ghana (MAG)	District wide						5,000.00			√		GWDA	DAD
116.			Undertake Climate Change Interventions (Climate SMART Agriculture)	District wide					-	200,000.00			√		GWDA	DAD
117.			Support implementation of Government Flagship Projects (FFED GHANA PROG.)							550,000.00	4,000.00		√			
118.			Support Internal Management of the Organization	District Assembly					20,000.00	8,000.00		√		GWDA	EHSU	
119.			Organize Community Clean-Up Exercises	District wide					550,000.00				√		GWDA	EHSU
120.			Procure 10no. refuse containers, tools etc							5,000.00			√		GWDA	EHSU
121.			Undertake Medical and Food Screening Exercises	District wide						5,000.00			√		GWDA	EHSU
122.			Undertake Sanitary Inspection and Compliance Enforcement	District wide					390,000.00				√		GWDA	EHSU
123.			Evacuate Refuse from crude dump sites	District wide					40,000.00	10,000.00			√		GWDA	EHSU
124.			Undertake Burial of Pauper	District wide					80,000.00	10,000.00			√		GWDA	EHS, ZOOMLION
125.			Promote CLTS Campaign	District wide					450,000.00				√		GWDA	EHS, ZOOMLION

S/N	PROGRAMME (PBB)	SUB-PROGRAMME (PBB)	PROJECTS / ACTIVITIES	LOCATION	TIME FRAME				INDICATIVE BUDGET (GHC)			PROGRAMME STATUS		IMPLEMENTING AGENCY		
					Q1	Q2	Q3	Q4	GoG	IGF	Donor	NEW	ON-GOING	LEAD	COLLA	
126.			Evacuate and lift refuse (Maintain Final Disposal Site)	Gomoa Hwida					380,000.00			√		GWDA	EHSU	
127.			Undertake Solid Waste Management (SIP)	District wide					370,000.00			√		GWDA	EHSU	
128.			Undertake Liquid Waste Management (Fumigation)	District wide					25,000.00			√		GWDA	DWD, EHSU	
129.			Climate Change interventions	District wide					150,000.00			√		GWDA	NADMO	
130.			Construct Animal pound	District wide					1,120,000.00			√				
131.		Environmental Health and Sanitation Services	Complete 8no. w/c toilet facilities	Sampa, ApamNsawam, Brofo, Dago, Pinanko, Eshiem, Apan Paado Ngyiresi					6,000.00			√		GWDA	NADMO	
132.	ENVIRONMENTAL MANAGEMENT	Disaster Prevention and Management	Support Internal Management of the Organization	District Assembly								√				
133.			Support Disaster Management and Prevention in the District (pruning of trees and desilting of drains)	District wide					20,000.00	3,000.00			√		GWDA	NADMO
134.			Green Economy Activities on Climate Change							83,000.00			√		GWDA	NADMO
135.			Constitute the district IDDR Team/Committee	District wide						1,000.00			√			
136.			Develop a Disaster Risk Management Plan							20,000.00			√			

Table: 2027 Composite Annual Action Plan

S/N	PROGRAMME (PBB)	SUB-PROGRAMME (PBB)	PROJECTS / ACTIVITIES	LOCATION	TIME FRAME				INDICATIVE BUDGET (GHC)			PROGRAMME STATUS		IMPLEMENTING AGENCY		
					Q1	Q2	Q3	Q4	GoG	IGF	Donor	NEW	ON-GOING	LEAD	COLLA	
1.	MANAGEMENT AND ADMINISTRATION	GENERAL ADMINISTRATION	Support Internal Management of Organization	District Assembly					459,549.13	503,470.90		√		GWDA	CAD	
2.			Provide support for Protocol Service	District Assembly						3,000.00			√			
3.			Provide Support for Operations of Security Services	District Assembly					9,925.56	10,000.00			√		GWDA	GPS / GNFS / GIS
4.			Organise Community Engagement to encourage Citizen Participation in Local Governance	District Assembly					57,368.18	16,000.00			√		GWDA	CAD
5.			Organize Official Celebrations (May Day, Independence Day celebrations)	District Assembly					10,000.00	20,000.00			√		GWDA	CAD
6.			Provide support for activities of Traditional Authorities	District Assembly					30,000.00	10,000.00			√		GWDA	CAD
7.			Procure Office Equipment and Logistics	District Assembly					30,000.00	50,000.00			√		GWDA	CAD
8.			Provide payment for IGF Staff Salaries	District Assembly						155,145.48			√		GWDA	CAD
9.			Provide payment of Transfer Grants to Staff	District Assembly						23,323.62			√		GWDA	CAD
10.			Provide payment for Assembly Members (Allowance)	District Assembly					30,000.00	10,000.00			√		GWDA	CAD
11.			Provide for Donations	District Assembly					30,000.00	10,000.00			√		GWDA	CAD
12.			Provide for protocol services	District Assembly					50,000.00	40,000.00			√		GWDA	CAD
13.			Provide for Contributions	District Assembly					70,000.00	60,000.00			√		GWDA	CAD
14.		PLANNING, BUDGETING, COORDINATING AND STATISTICS	Support Internal Management of Organization	District Assembly					15,000.00	20,000.00			√		GWDA	CAD
15.			Support Administrative Expenses	Apam									√		GWDA	HRMD
16.			Undertake DPCU Activities	Apam					15,000.00				√		GWDA	Budget
17.			Preparation of 2027 Composite Annual Budget and Action Plan	GWDA					55,000.00				√		GWDA	DPU
18.			Organise 2no, Town Hall meeting to promote social accountability	GWDA					40,000.00	20,000.00			√		GWDA	DPU, Budget
19.			Conduct regular Monitoring and Evaluation of Programs (M&E)	District wide					50,000.00	10,000.00			√		GWDA	DPCU
20.			Provide financial support for Sub Structures Activities (Area Councils)	Sub-district offices					-	50,000.00			√		GWDA	DPCU

S/N	PROGRAMME (PBB)	SUB-PROGRAMME (PBB)	PROJECTS / ACTIVITIES	LOCATION	TIME FRAME				INDICATIVE BUDGET (GHC)			PROGRAMME STATUS		IMPLEMENTING AGENCY	
					Q1	Q2	Q3	Q4	GoG	IGF	Donor	NEW	ON-GOING	LEAD	COLLA
21.	MANAGEMENT AND ADMINISTRATION	LEGAL SERVICES	Provide funds for Legal Activities	District wide						5,000.00		√		GWDA	Central admn
22.			Support Internal Management of Organization	District Assembly						7,000.00		√		GWDA	CAD
23.			Support Administrative Expenses	Apam								√		GWDA	HRMD
24.			Undertake Salary Validation (Personnel & Staff Management)	Apam						3,000.00		√		GWDA	HRMD
25.			Undertake monitoring and Supervision of IGF Staff	Apam						3,000.00		√		GWDA	HRMD
26.			Organise staff training and skills development					30,000.00	15,000.00			√		GWDA	HRMD
27.			Organise training for Assembly Members						30,000.00			√		GWDA	HRMD
28.			Undertake Revenue Mobilization and Improvement exercises	District Assembly					83,000.00			√		GWDA	DFD
29.			Support Internal Audit Operations	Apam				6,000.00	12,000.00			√		GWDA	IAU
30.			Treasury and Accounting Activities	District wide				5,000.00	59,000.00			√		GWDA	DFD
31.			Organise 4no.Audit Committee Meetings									√		GWDA	CAD
32.			Support Internal Management of Organization	District Assembly				20,000.00	10,000.00			√		GWDA	HRMD
33.			Supervision & Inspection of Education Delivery	Apam				32,000.00	10,000.00			√		GWDA	DWD, DED
34.			Organize Independence Day Official Celebration (6 th March)					100,000.00				√		GWDA	DED, CO
35.			Promote the development of Youth through Sports and Culture	District wide				20,000.00				√		GWDA	CAD, DED
36.	SOCIAL DEVELOPMENT	EDUCATION, YOUTH AND SPORTS	Support the of implementation Ghana School Feeding Program (GSFP)	District wide					2,000.00			√		GWDA	DED
37.			Procure Octagon table & chairs for nursery pupils in the district	Schools in the District					71,400.00			√		GWDA	DED
38.			Procure Dual Desks for primary selected schools in the district	Schools in the District					1,300,000.00			√		GWDA	DED
39.			Procure Mono Desks for JHS & SHS in the district	Schools in the District					1,200,000.00			√		GWDA	DED, DWD
40.			Liase with GES to prioritize recruiting and posting Teachers to the district	District wide								√		GWDA	DED, GES
41.			Liase with MoH to upgrade selected health facilities in the district	Dawuramong, Oguaa											

S/N	PROGRAMME (PBB)	SUB-PROGRAMME (PBB)	PROJECTS / ACTIVITIES	LOCATION	TIME FRAME				INDICATIVE BUDGET (GHC)			PROGRAMME STATUS		IMPLEMENTING AGENCY		
					Q1	Q2	Q3	Q4	GoG	IGF	Donor	NEW	ON-GOING	LEAD	COLLA	
42.	SOCIAL DEVELOPMENT	EDUCATION, YOUTH AND SPORTS	Construct 1 No. 6-Unit classroom block with office, store, staff common and a 6-seater toilet for boys & girls	Akyemfo					950,000.00			√		GWDA	DED, DWD	
43.			Construct 1 No. 2-Unit KG block	Obokrom					530,000.00			√		GWDA	DED, DWD	
44.			Construct 1 No. 2-Unit KG block with office, store, staff common						480,000.00			√		GWDA	DWD, DED	
45.			Complete 1no. 3-unit Teachers' Quarters											GWDA	DWD, DED	
46.			Complete 1no. 3-unit Teachers' Quarters											GWDA	DWD, DED	
47.			Complete 1no. 3-unit classroom block with toilet facility						100,000.00					GWDA	DWD, DED	
48.			Complete 1no. 3-unit classroom block with toilet facility						130,000.00					GWDA	DWD, DED	
49.			Renovate Classroom blocks	Eshiem											GWDA	DWD, DED
50.			Renovate ICT centre	Kantamtwem											GWDA	DWD, DED
51.			Construct ICT centre and Library	Kumasi, Gomoamaim											GWDA	DWD, DED
52.			SOCIAL DEVELOPMENT	PUBLIC HEALTH SERVICES AND MANAGEMENT	Support Internal Management of Organization	District Assembly						7,000.00		√		GWDA
53.	Support Campaign towards Malaria prevention	District wide							330,000.00				√		GWDA	DHD
54.	Support HIV/AIDS related activities	District wide							15,380.00				√		GWDA	DWD, DHD
55.	Liase with MoH in recruiting and posting health service personnel to the district	District wide													GWDA	DHD, MoH
56.	Construct 1no. CHPS Compound with ancillary facilities such as nurses' quarters	Ajumako-ansa							1,500,000.00				√		GWDA	DHD, DWD
57.	Construct 1no. CHPS Compound	Abonko							900,000.00				√		GWDA	DHD, DWD
58.	Construct 1no. CHPS Compound with ancillary facilities such as nurses' quarters, delivery bed, medical equipment etc	Abamkrom							900,000.00				√		GWDA	DHD, DWD
59.	Construct 1no. CHPS Compound with ancillary facilities such as nurses' quarters, delivery wards etc	Asaa							500,000.00						GWDA	DHD, DWD
60.	Construct 1no. CHPS Compound with ancillary facilities such as nurses' quarters, delivery bed, medical equipment etc								500,000.00						GWDA	DHD, DWD

S/N	PROGRAMME (PBB)	SUB-PROGRAMME (PBB)	PROJECTS / ACTIVITIES	LOCATION	TIME FRAME				INDICATIVE BUDGET (GHC)			PROGRAMME STATUS		IMPLEMENTING AGENCY			
					Q1	Q2	Q3	Q4	GoG	IGF	Donor	NEW	ON-GOING	LEAD	COLLA		
61.			Repair selected Clinics in the district (MP)	District Wide					300,000.00			√		GWDA	DHD, DWD		
62.			Complete CHPS Compound	Akyemfo					400,000.00					GWDA	DHD, DWD		
63.			Construct CHPS Compound	Eyipey					230,000.00					GWDA	DHD, DWD		
64.			Renovate Nurses Quarters Compound	Dago					150,000.00			√		GWDA	SWCD		
65.	SOCIAL DEVELOPMENT	SOCIAL WELFARE AND COMMUNITY DEVELOPMENT	Support Internal Management of the Organization	District Assembly						5,000.00		√		GWDA	SWCD		
66.			Support Administrative Expenses	District Assembly									√		GWDA	SWCD, NGO	
67.			Undertake Child Right Protection activities (ISSD) -	District wide	Organize sensitization campaigns on child protection in communities in Gomoa West District									√		GWDA	SWCD, NGO
			Organize sensitization exercises on GBV, Teenage Pregnancy, Child Marriage, Child Labour and Child Trafficking											√		GWDA	SWCD, NGO
68.			Organize sensitization exercises on GBV, Teenage Pregnancy, Child Marriage, Child Labour and Child Trafficking	District wide										√		GWDA	SWCD, NGO
69.			Organize Public Education campaign on Child Delinquency	District wide										√		GWDA	SWCD, NGO
70.			Manage and resolve maintenance, paternity, physical assault and custody cases	District wide										√		GWDA	SWCD
71.			Inspection of Early Childhood Development Centres (ECDC)	District wide						2,150.00	2,000.00			√		GWDA	GDO, CAD / SWCD
72.			Mainstream Gender Empowerment Organize workshop on women empowerment in communities	District wide							1,500.00			√		GWDA	GDO, CAD / SWCD
73.			Organize sensitization programme on sexual and gender-based violence	District wide							1,500.00			√		GWDA	GDO, CAD / SWCD
74.			Undertake Social Protection Activities -Embark on sensitization programmes on policy to drive social protection	District wide						760,000.00	1,000.00			√		GWDA	SWCD
75.			Embark on LEAP visitations in communities	District wide										√		GWDA	SWCD
76.			Promote identification, registration and rehabilitation of PWDs	District wide										√		GWDA	SWCD
77.	Disbursement of Disability Funds and socio-economic empowerment of PWDs	District wide										√		GWDA	B&D		

S/N	PROGRAMME (PBB)	SUB-PROGRAMME (PBB)	PROJECTS / ACTIVITIES	LOCATION	TIME FRAME				INDICATIVE BUDGET (GHC)			PROGRAMME STATUS		IMPLEMENTING AGENCY		
					Q1	Q2	Q3	Q4	GoG	IGF	Donor	NEW	ON-GOING	LEAD	COLLA	
78.	SOCIAL DEVELOPMENT	BIRTH AND DEATH REGISTRATION SERVICES	Promote Registration of Infants at birth	District wide						8,760.00		√		GWDA	B&D	
79.			Support General Expenses of the department	Apam						2,000.00		√		GWDA	B&D	
80.			Organize Public Education on Birth and Death Registration	District wide						2,400.00		√		GWDA	EHSU	
81.	INFRASTRUCTURE	PHYSICAL PLANNING	Support Internal Management of the Organization	District Assembly						6,000.00		√		GWDA	PPD	
82.			Organize Spatial Planning meetings	Apam						48,000.00		√		GWDA	PPD	
83.			Support Administrative Expenses	District Assembly								√		GWDA	PPD	
84.			Undertake Street Naming and Property Addressing	Apam					10,000.00			√		GWDA	PPD	
85.			Register Assembly Lands	District wide					5,000.00			√		GWDA	PPD	
86.			Organize public education to ensure effective Land Use and Spatial Planning	District wide						10,000.00		√		GWDA	PPD	
87.			Develop Local Plans for communities in GWDA	District wide					10,000.00						GWDA	PPD
88.		PUBLIC WORKS, RURAL HOUSING AND WATER MANAGEMENT		Support Internal Management of the Organization	District Assembly						5,000.00		√		GWDA	DWD
89.				Support Administrative Expenses	District Assembly								√		GWDA	DWD
90.				Undertake day today inspection of development Projects (development control)	District wide						25,000.00		√		GWDA	DWD
91.				Renovate Assembly's Residential Buildings	District Assembly					560,000.00			√		GWDA	DWD
92.				Conduct repair and maintenance work on Assembly's Office Building	District Assembly					1,330,000.00			√		GWDA	MP'S OFF. DWD
93.				Undertake reshaping of Roads	District wide					700,000.00			√		GWDA	Transport unit, GPRTU
94.				Undertake reshaping of Roads (MP)	District wide					300,000.00			√		GWDA	Transport unit, GPRTU
95.				Procure and install Street Lights	District wide					50,000.00	140,000.00		√		GWDA	Transport unit, GPRTU
96.	Embark on Road Safety Campaigns			District wide								√		GWDA	DWD	
97.	Conduct periodic meetings with Private Road Transport Unions/Drivers			District Wide							5,000.00		√		GWDA	MP'S OFFICE, DWD
98.	Provide support for Self-Help Projects in the district (Constructional Materials)						300,000.00			√		GWDA	DWD			

S/N	PROGRAMME (PBB)	SUB-PROGRAMME (PBB)	PROJECTS / ACTIVITIES	LOCATION	TIME FRAME				INDICATIVE BUDGET (GHC)			PROGRAMME STATUS		IMPLEMENTING AGENCY		
					Q1	Q2	Q3	Q4	GoG	IGF	Donor	NEW	ON-GOING	LEAD	COLLA	
99.	INFRASTRUCTURE	PUBLIC WORKS, RURAL HOUSING AND WATER MANAGEMENT	Procure and Supply Construction Materials for community-initiated projects (MP)	District wide					300,000.00			√		GWDA	DWD	
100.			Install Water Tanks	Gomoamaim, Antseadze, Odumase,					300,000.00						GWDA	DWD
101.			Drill and mechanize of 10no boreholes in selected communities polytank and electricity connection	Abamkrom, Akyempim, Mfantseman, Akyemfo, Alata-Akobirem, Ankamu, Simbrofo, Ajumako, Darmang, Denkyira					300,000.00				√		GWDA	DWD
102.			Repair and maintain boreholes	District wide					300,000.00				√		GWDA	DWD
103.			Extend Ghana Water connectivity to selected communities	Assin, Kantamtwem, Amenfi, Ostew-Jukwa, Nduem, Wassa, Nkran, Nsawam					300,000.00				√		GWDA	DWD, GWCL
104.			ECONOMIC DEVELOPMENT	Trade, tourism and industry	Construct 24-hour Economy Model Market	Ankamu					300,000.00			√		GWDA
105.	Support Internal Management of the Organization	District Assembly								3000			√		GWDA	BAC
106.	Promote Local Economic Development	District wide							98,420.46	3,000.00			√		GWDA	BAC
107.	Promote Small & Medium Enterprises (LED) Mastercard foundation/BIZBOX interventions	District wide								2,000.00			√		GWDA	BAC
108.	Promote Trade Development	District wide			Ensure registration of businesses with Registrar of Company					2,000.00			√		GWDA	BAC
109.			Organize Community Based Trainings	District wide				2,600.00	2,100.00			√		GWDA	Planning Unit	

S/N	PROGRAMME (PBB)	SUB-PROGRAMME (PBB)	PROJECTS / ACTIVITIES	LOCATION	TIME FRAME				INDICATIVE BUDGET (GHC)			PROGRAMME STATUS		IMPLEMENTING AGENCY		
					Q1	Q2	Q3	Q4	GoG	IGF	Donor	NEW	ON-GOING	LEAD	COLLA	
110.	ECONOMIC DEVELOPMENT		Support market women to access funds under Ghana Jobs and Skills Grant Application programme	District wide						2,000.00		√		GWDA	Planning Unit, Bac & culture dept	
111.			Participate in CENTRAL EXPO' 26, Central Regional Investment and Trade Fair					30,000.00	2,500.00			√		GWDA	DAD	
112.			Support Trainings on Marketable Skills (GAVA Training Fair)	District wide					3,500.00			√		GWDA	DAD	
113.		Support Internal Management of the Organization	District Assembly									√		GWDA	DAD	
114.		Support Administrative Expenses	District wide					150,000.00				√		GWDA	DAD	
115.		Organize Official celebration (Farmers Day Celebration)	District wide									√		GWDA	DAD	
116.		Implement Agriculture Extension Services	District wide									√		GWDA	DAD	
117.		Undertake Surveillance and Control of Pests and Livestock in the District	District wide						50,000.00			√		GWDA	DAD	
118.		Support Monitoring and Supervision of Agric activities	District wide					-				√		GWDA	DAD	
119.		Support implementation of Mechanization of Agriculture in Ghana (MAG)	District wide							5,000.00		√		GWDA	DAD	
120.		Undertake Climate Change Interventions (Climate SMART Agriculture)	District wide					-	200,000.00			√		GWDA	DAD	
121.		Support implementation of Government Flagship Projects (FFED GHANA PROG.)							550,000.00	4,000.00		√			DAD	
122.				Support Internal Management of the Organization	District Assembly				20,000.00	8,000.00			√		GWDA	EHSU
123.				Organize Community Clean-Up Exercises	District wide					550,000.00			√		GWDA	EHSU
124.			Procure 10no. refuse containers, tools etc						5,000.00			√		GWDA	EHSU	
125.			Undertake Medical and Food Screening Exercises	District wide					5,000.00			√		GWDA	EHSU	
126.			Undertake Sanitary Inspection and Compliance Enforcement	District wide				390,000.00				√		GWDA	EHSU	

S/N	PROGRAMME (PBB)	SUB-PROGRAMME (PBB)	PROJECTS / ACTIVITIES	LOCATION	TIME FRAME				INDICATIVE BUDGET (GHC)			PROGRAMME STATUS		IMPLEMENTING AGENCY		
					Q1	Q2	Q3	Q4	GoG	IGF	Donor	NEW	ON-GOING	LEAD	COLLA	
127.			Evacuate Refuse from crude dump sites	District wide					40,000.00	10,000.00		√		GWDA	EHSU	
128.			Undertake Burial of Pauper	District wide					80,000.00	10,000.00		√		GWDA	EHS, ZOOMLION	
129.			Promote CLTS Campaign	District wide					450,000.00			√		GWDA	EHS, ZOOMLION	
130.			Evacuate and lift refuse (Maintain Final Disposal Site)	Gomoa Hwida					380,000.00			√		GWDA	EHSU	
131.			Undertake Solid Waste Management (SIP)	District wide					370,000.00			√		GWDA	EHSU	
132.			Undertake Liquid Waste Management (Fumigation)	District wide					25,000.00			√		GWDA	DWD, EHSU	
133.			Climate Change interventions	District wide					150,000.00			√		GWDA	NADMO	
134.		Environmental Health and Sanitation Services	Complete 8no. w/c toilet facilities	Sampa, ApamNsawam, Brofo, Dago, Pinanko, Eshiem, Apaa Paado Ngyiresi						6,000.00				GWDA	NADMO	
135.			Support Internal Management of the Organization	District Assembly								√				
136.	ENVIRONMENTAL MANAGEMENT	Disaster Prevention and Management	Support Disaster Management and Prevention in the District (pruning of trees and desilting of drains)	District wide					20,000.00	3,000.00		√		GWDA	NADMO	
137.			Green Economy Activities on Climate Change							83,000.00			√		GWDA	NADMO
138.			Constitute the district IDDR Team/Committee	District wide							1,000.00			√		
139.			Develop a Disaster Risk Management Plan								20,000.00			√		

Table: 2028 Composite Annual Action Plan

S/N	PROGRAMME (PBB)	SUB-PROGRAMME (PBB)	PROJECTS / ACTIVITIES	LOCATION	TIME FRAME				INDICATIVE BUDGET (GHC)			PROGRAMME STATUS		IMPLEMENTING AGENCY		
					Q1	Q2	Q3	Q4	GoG	IGF	Donor	NEW	ON-GOING	LEAD	COLLA	
140.	MANAGEMENT AND ADMINISTRATION	GENERAL ADMINISTRATI ON	Support Internal Management of Organization	District Assembly					459,549.13	503,470.90		√		GWDA	CAD	
141.			Provide support for Protocol Service	District Assembly						3,000.00			√			
142.			Provide Support for Operations of Security Services	District Assembly						9,925.56	10,000.00		√		GWDA	GPS / GNFS / GIS
143.			Organise Community Engagement to encourage Citizen Participation in Local Governance	District Assembly						57,368.18	16,000.00		√		GWDA	CAD
144.			Organize Official Celebrations (May Day, Independence Day celebrations)	District Assembly						10,000.00	20,000.00		√		GWDA	CAD
145.			Provide support for activities of Traditional Authorities	District Assembly						30,000.00	10,000.00		√		GWDA	CAD
146.			Procure Office Equipment and Logistics	District Assembly						30,000.00	50,000.00		√		GWDA	CAD
147.			Provide payment for IGF Staff Salaries	District Assembly							155,145.48		√		GWDA	CAD
148.			Provide payment of Transfer Grants to Staff	District Assembly							23,323.62		√		GWDA	CAD
149.			Provide payment for Assembly Members (Allowance)	District Assembly						30,000.00	10,000.00		√		GWDA	CAD
150.			Provide for Donations	District Assembly						30,000.00	10,000.00		√		GWDA	CAD
151.			Provide for protocol services	District Assembly						50,000.00	40,000.00		√		GWDA	CAD
152.			Provide for Contributions	District Assembly						70,000.00	60,000.00		√		GWDA	CAD
153.				PLANNING, BUDGETING, COORDINATI N	Support Internal Management of Organization	District Assembly					15,000.00	20,000.00		√		GWDA
154.		Support Administrative Expenses	Apam										√		GWDA	HRMD
155.		Undertake DPCU Activities	Apam							15,000.00			√		GWDA	Budget
156.	Preparation of 2027 Composite Annual Budget and Action Plan	GWDA							55,000.00			√		GWDA	DPU	

S/N	PROGRAMME (PBB)	SUB-PROGRAMME (PBB)	PROJECTS / ACTIVITIES	LOCATION	TIME FRAME				INDICATIVE BUDGET (GHC)			PROGRAMME STATUS		IMPLEMENTING AGENCY		
					Q1	Q2	Q3	Q4	GoG	IGF	Donor	NEW	ON-GOING	LEAD	COLLA	
157.		G AND STATISTICS	Organise 2no. Town Hall meeting to promote social accountability	GWDA					40,000.00	20,000.00		√		GWDA	DPU, Budget	
158.			Conduct regular Monitoring and Evaluation of Programs (M&E)	District wide					50,000.00	10,000.00		√		GWDA	DPCU	
159.			Provide financial support for Sub Structures Activities (Area Councils)	Sub-district offices					-	50,000.00		√		GWDA	DPCU	
160.	MANAGEMENT AND ADMINISTRATION	LEGAL SERVICES	Provide funds for Legal Activities	District wide						5,000.00		√		GWDA	Central admn	
161.		FINANCE	Support Internal Management of Organization	District Assembly						7,000.00		√		GWDA	CAD	
162.			Support Administrative Expenses	Apam									√		GWDA	HRMD
163.			Undertake Salary Validation (Personnel & Staff Management)	Apam							3,000.00		√		GWDA	HRMD
164.			Undertake monitoring and Supervision of IGF Staff	Apam							3,000.00		√		GWDA	HRMD
165.			Organise staff training and skills development							30,000.00	15,000.00		√		GWDA	HRMD
166.			Organise training for Assembly Members								30,000.00		√		GWDA	HRMD
167.			Undertake Revenue Mobilization and Improvement exercises	District Assembly							83,000.00		√		GWDA	DFD
168.			Support Internal Audit Operations	Apam						6,000.00	12,000.00		√		GWDA	IAU
169.			Treasury and Accounting Activities	District wide						5,000.00	59,000.00		√		GWDA	DFD
170.			Organise 4no. Audit Committee Meetings										√		GWDA	CAD
171.	SOCIAL DEVELOPMENT	EDUCATION, YOUTH AND SPORTS	Support Internal Management of Organization	District Assembly					20,000.00	10,000.00		√		GWDA	HRMD	
172.			Supervision & Inspection of Education Delivery	Apam					32,000.00	10,000.00		√		GWDA	DWD, DED	
173.			Organize Independence Day Official Celebration (6 th March)						100,000.00			√		GWDA	DED, CO	
174.			Promote the development of Youth through Sports and Culture	District wide					20,000.00			√		GWDA	CAD, DED	
175.			Support the of implementation Ghana School Feeding Program (GSFP)	District wide							2,000.00		√		GWDA	DED
176.			Procure Octagon table & chairs for nursery pupils in the district	Schools in the District						71,400.00			√		GWDA	DED
177.			Procure Dual Desks for primary selected schools in the district	Schools in the District						1,300,000.00			√		GWDA	DED

S/N	PROGRAMME (PBB)	SUB-PROGRAMME (PBB)	PROJECTS / ACTIVITIES	LOCATION	TIME FRAME				INDICATIVE BUDGET (GHC)			PROGRAMME STATUS		IMPLEMENTING AGENCY				
					Q1	Q2	Q3	Q4	GoG	IGF	Donor	NEW	ON-GOING	LEAD	COLLA			
178.	SOCIAL DEVELOPMENT	EDUCATION, YOUTH AND SPORTS	Procure Mono Desks for JHS & SHS in the district	Schools in the District					1,200,000.00			√		GWDA	DED, DWD			
179.			Liase with GES to prioritize recruiting and posting Teachers to the district	District wide									√		GWDA	DED, GES		
180.			Construct 1 No. 6-Unit classroom block with office, store, staff common and a 6-seater toilet for boys & girls	Ajumako-ansa						950,000.00			√		GWDA	DED, DWD		
181.			Renovate Library	Akyemfo						530,000.00			√		GWDA	DED, DWD		
182.			Construct 1 No. 2-Unit KG block with office, store, staff common							480,000.00			√		GWDA	DWD, DED		
183.			Complete 1no. 6-unit Teachers' Quarters	Asepanyin, Brofoyedur											GWDA	DWD, DED		
184.			Complete 1no. 6-unit Teachers' Quarters	Kumasi											GWDA	DWD, DED		
185.			Renovate school buildings (KG, primary, JHS, SHS)	Asaa											GWDA	DWD, DED		
186.			Complete 1no. 3-unit classroom block with toilet facility							100,000.00					GWDA	DWD, DED		
187.			Construct ICT centre	Enyeme											GWDA	DWD, DED		
188.			Complete 1no. 3-unit classroom block with toilet facility							130,000.00					GWDA	DWD, DED		
189.			SOCIAL DEVELOPMENT	PUBLIC HEALTH SERVICES AND MANAGEMENT	Support Internal Management of Organization	District Assembly						7,000.00		√		GWDA	DHD	
190.					Support Campaign towards Malaria prevention	District wide					330,000.00				√		GWDA	DHD
191.					Support HIV/AIDS related activities	District wide					15,380.00				√		GWDA	DWD, DHD
192.	Liase with MoH in recruiting and posting health service personnel to the district	District wide													GWDA	DHD, MoH		
193.	Construct 1no. CHPS Compound with ancillary facilities such as nurses' quarters	Brebiano								1,500,000.00			√		GWDA	DHD, DWD		
194.	Construct 1no. CHPS Compound with ancillary facilities such as nurses' quarters	Akyemfo								900,000.00			√		GWDA	DHD, DWD		
195.	Construct 1no. CHPS Compound	Darmang								900,000.00			√		GWDA	DHD, DWD		
196.	Complete 1no. CHPS Compound with ancillary facilities such as nurses' quarters, delivery wards etc									500,000.00					GWDA	DHD, DWD		
197.	Construct 1no. CHPS Compound	Ajumako,								500,000.00					GWDA	DHD, DWD		

S/N	PROGRAMME (PBB)	SUB-PROGRAMME (PBB)	PROJECTS / ACTIVITIES	LOCATION	TIME FRAME				INDICATIVE BUDGET (GHC)			PROGRAMME STATUS		IMPLEMENTING AGENCY			
					Q1	Q2	Q3	Q4	GoG	IGF	Donor	NEW	ON-GOING	LEAD	COLLA		
198.			Repair selected Clinics in the district (MP)	District Wide					300,000.00			√		GWDA	DHD, DWD		
199.			Complete 1no. CHPS Compound						400,000.00					GWDA	DHD, DWD		
200.			Complete 1no. CHPS Compound						230,000.00					GWDA	DHD, DWD		
201.			Renovate Nurses Quarters Compound						150,000.00			√		GWDA	SWCD		
202.	SOCIAL DEVELOPMENT	SOCIAL WELFARE AND COMMUNITY DEVELOPMENT	Support Internal Management of the Organization	District Assembly						5,000.00		√		GWDA	SWCD		
203.			Support Administrative Expenses	District Assembly									√		GWDA	SWCD, NGO	
204.			Undertake Child Right Protection activities (ISSD) -	District wide	Organize sensitization campaigns on child protection in communities in Gomoa West District									√		GWDA	SWCD, NGO
			Organize sensitization exercises on GBV, Teenage Pregnancy, Child Marriage, Child Labour and Child Trafficking		District wide										√		GWDA
205.			Organize Public Education campaign on Child Delinquency	District wide										√		GWDA	SWCD, NGO
206.			Manage and resolve maintenance, paternity, physical assault and custody cases	District wide										√		GWDA	SWCD
207.			Inspection of Early Childhood Development Centres (ECDC)	District wide					2,150.00	2,000.00				√		GWDA	GDO, CAD / SWCD
208.			Mainstream Gender Empowerment	District wide						1,500.00				√		GWDA	GDO, CAD / SWCD
209.			Organize workshop on women empowerment in communities	District wide							1,500.00			√		GWDA	GDO, CAD / SWCD
210.			Organize sensitization programme on sexual and gender-based violence	District wide										√		GWDA	GDO, CAD / SWCD
211.			Undertake Social Protection Activities -Embark on sensitization programmes on policy to drive social protection	District wide					760,000.00	1,000.00				√		GWDA	SWCD
212.			Embark on LEAP visitations in communities	District wide										√		GWDA	SWCD
213.			Promote identification, registration and rehabilitation of PWDs	District wide										√		GWDA	SWCD
214.			Disbursement of Disability Funds and socio-economic empowerment of PWDs	District wide										√		GWDA	B&D

S/N	PROGRAMME (PBB)	SUB-PROGRAMME (PBB)	PROJECTS / ACTIVITIES	LOCATION	TIME FRAME				INDICATIVE BUDGET (GHC)			PROGRAMME STATUS		IMPLEMENTING AGENCY		
					Q1	Q2	Q3	Q4	GoG	IGF	Donor	NEW	ON-GOING	LEAD	COLLA	
215.	SOCIAL DEVELOPMENT	BIRTH AND DEATH REGISTRATION SERVICES	Promote Registration of Infants at birth	District wide						8,760.00		√		GWDA	B&D	
216.			Support General Expenses of the department	Apam							2,000.00		√		GWDA	B&D
217.			Organize Public Education on Birth and Death Registration	District wide								2,400.00		√		GWDA
218.	INFRASTRUCTURE	PHYSICAL PLANNING	Support Internal Management of the Organization	District Assembly						6,000.00		√		GWDA	PPD	
219.			Organize Spatial Planning meetings	Apam							48,000.00		√		GWDA	PPD
220.			Support Administrative Expenses	District Assembly									√		GWDA	PPD
221.			Undertake Street Naming and Property Addressing	Apam						10,000.00			√		GWDA	PPD
222.			Register Assembly Lands	District wide						5,000.00			√		GWDA	PPD
223.			Organize public education to ensure effective Land Use and Spatial Planning	District wide							10,000.00		√		GWDA	PPD
224.			Develop Local Plans for communities in GWDA	District wide						10,000.00					GWDA	PPD
225.			Support Internal Management of the Organization	District Assembly							5,000.00		√		GWDA	DWD
226.		Support Administrative Expenses	District Assembly									√		GWDA	DWD	
227.		Undertake day today inspection of development Projects (development control)	District wide							25,000.00		√		GWDA	DWD	
228.		Renovate Assembly's Residential Buildings	District Assembly						560,000.00			√		GWDA	DWD	
229.		Conduct repair and maintenance work on Assembly's Office Building	District Assembly						1,330,000.00			√		GWDA	MP'S OFF. DWD	
230.		Undertake reshaping of Roads	District wide						700,000.00			√		GWDA	Transport unit, GPRTU	
231.		Undertake reshaping of Roads (MP)	District wide						300,000.00			√		GWDA	Transport unit, GPRTU	
232.		Procure and install Street Lights	District wide						50,000.00	140,000.00		√		GWDA	Transport unit, GPRTU	
233.	Embark on Road Safety Campaigns	District wide									√		GWDA	DWD		
234.	Conduct periodic meetings with Private Road Transport Unions/Drivers	District Wide							5,000.00		√		GWDA	MP'S OFFICE, DWD		
235.	Provide support for Self-Help Projects in the district (Constructional Materials)							300,000.00			√		GWDA	DWD		

S/N	PROGRAMME (PBB)	SUB-PROGRAMME (PBB)	PROJECTS / ACTIVITIES	LOCATION	TIME FRAME				INDICATIVE BUDGET (GHC)			PROGRAMME STATUS		IMPLEMENTING AGENCY		
					Q1	Q2	Q3	Q4	GoG	IGF	Donor	NEW	ON-GOING	LEAD	COLLA	
236.	INFRASTRUCTURE	PUBLIC WORKS, RURAL HOUSING AND WATER MANAGEMENT	Procure and Supply Construction Materials for community-initiated projects (MP)	District wide					300,000.00			√		GWDA	DWD	
237.			Renovate police station with quarters	Dago					350,000.00			Type		GWDA	DWD	
238.			Install Water Tanks	Gomoamaim, Antseadze, Odumase,					300,000.00					GWDA	DWD	
239.			Drill and mechanize of 10no boreholes in selected communities polytank and electricity connection	Ngyiresi, Manso, Oguan, Akwakrom, Nsawam, Amanful, Fomena, Debiso, Tarkwa, Techiman					300,000.00					GWDA	DWD	
240.			Repair and maintain boreholes	District wide					300,000.00			√		GWDA	DWD	
241.			Extend Ghana Water connectivity to selected communities	Assin, Kantamtwem, Amenfi, Ostew-Jukwa, Nduem, Wassa, Nkran, Nsawam					300,000.00			√		GWDA	BAC	
242.	ECONOMIC DEVELOPMENT	Trade, tourism and industry	Construct 24-hour Economy Model Market	Ankamu					300,000.00			√		GWDA	DPU, BAC	
243.			Support Internal Management of the Organization	District Assembly						3000			√		GWDA	BAC
244.			Promote Local Economic Development	District wide					98,420.46	3,000.00			√		GWDA	BAC
245.			Promote Small & Medium Enterprises (LED) Mastercard foundation/BIZBOX interventions	District wide						2,000.00			√		GWDA	BAC
246.			Promote Trade Development Ensure registration of businesses with Registrar of Company	District wide						2,000.00			√		GWDA	BAC
247.			Organize Community Based Trainings	District wide				2,600.00	2,100.00			√		GWDA	Planning Unit	

S/N	PROGRAMME (PBB)	SUB-PROGRAMME (PBB)	PROJECTS / ACTIVITIES	LOCATION	TIME FRAME				INDICATIVE BUDGET (GHC)			PROGRAMME STATUS		IMPLEMENTING AGENCY		
					Q1	Q2	Q3	Q4	GoG	IGF	Donor	NEW	ON-GOING	LEAD	COLLA	
248.	ECONOMIC DEVELOPMENT		Support market women to access funds under Ghana Jobs and Skills Grant Application programme	District wide						2,000.00		√		GWDA	Planning Unit, Bac & culture dept	
249.			Participate in CENTRAL EXPO' 26, Central Regional Investment and Trade Fair					30,000.00	2,500.00			√		GWDA	DAD	
250.			Support Trainings on Marketable Skills (GAVA Training Fair)	District wide					3,500.00			√		GWDA	DAD	
251.		Support Internal Management of the Organization	District Assembly									√		GWDA	DAD	
252.		Support Administrative Expenses	District wide				150,000.00					√		GWDA	DAD	
253.		Organize Official celebration (Farmers Day Celebration)	District wide									√		GWDA	DAD	
254.		Implement Agriculture Extension Services	District wide									√		GWDA	DAD	
255.		Undertake Surveillance and Control of Pests and Livestock in the District	District wide					50,000.00				√		GWDA	DAD	
256.		Support Monitoring and Supervision of Agric activities	District wide				-					√		GWDA	DAD	
257.		Support implementation of Mechanization of Agriculture in Ghana (MAG)	District wide					5,000.00				√		GWDA	DAD	
258.		Undertake Climate Change Interventions (Climate SMART Agriculture)	District wide				-	200,000.00				√		GWDA	DAD	
259.		Support implementation of Government Flagship Projects (FFED GHANA PROG.)					550,000.00	4,000.00				√			DAD	
260.			Agricultural Services and Management	Support Internal Management of the Organization	District Assembly				20,000.00	8,000.00			√		GWDA	EHSU
261.				Organize Community Clean-Up Exercises	District wide					550,000.00			√		GWDA	EHSU
262.	Procure 10no. refuse containers, tools etc								5,000.00			√		GWDA	EHSU	
263.	Undertake Medical and Food Screening Exercises			District wide					5,000.00				√		GWDA	EHSU
264.	Undertake Sanitary Inspection and Compliance Enforcement			District wide				390,000.00					√		GWDA	EHSU
265.	Evacuate Refuse from crude dump sites			District wide				40,000.00	10,000.00				√		GWDA	EHSU

S/N	PROGRAMME (PBB)	SUB-PROGRAMME (PBB)	PROJECTS / ACTIVITIES	LOCATION	TIME FRAME				INDICATIVE BUDGET (GHC)			PROGRAMME STATUS		IMPLEMENTING AGENCY		
					Q1	Q2	Q3	Q4	GoG	IGF	Donor	NEW	ON-GOING	LEAD	COLLA	
266.			Undertake Burial of Pauper	District wide					80,000.00	10,000.00		√		GWDA	EHS, ZOOMLION	
267.			Promote CLTS Campaign	District wide					450,000.00			√		GWDA	EHS, ZOOMLION	
268.			Evacuate and lift refuse (Maintain Final Disposal Site)	Gomoa Hwida					380,000.00			√		GWDA	EHSU	
269.			Undertake Solid Waste Management (SIP)	District wide					370,000.00			√		GWDA	EHSU	
270.			Undertake Liquid Waste Management (Fumigation)	District wide					25,000.00			√		GWDA	DWD, EHSU	
271.			Climate Change interventions	District wide					150,000.00			√		GWDA	NADMO	
272.				Environmental Health and Sanitation Services	Complete 8no. w/c toilet facilities	Sampa, ApamNsawam, Brofo, Dago, Pinanko, Eshiem, Apaa Paado Ngyiresi					6,000.00				GWDA	NADMO
273.	ENVIRONMENTAL MANAGEMENT	Disaster Prevention and Management	Support Internal Management of the Organization	District Assembly								√				
274.			Support Disaster Management and Prevention in the District (pruning of trees and desilting of drains)	District wide					20,000.00	3,000.00		√		GWDA	NADMO	
275.			Green Economy Activities on Climate Change							83,000.00		√		GWDA	NADMO	
276.			Constitute the district IDDR Team/Committee	District wide						1,000.00		√				
277.			Develop a Disaster Risk Management Plan							20,000.00		√				

Table: 2029 Composite Annual Action Plan

S/N	PROGRAMME (PBB)	SUB-PROGRAMME (PBB)	PROJECTS / ACTIVITIES	LOCATION	TIME FRAME				INDICATIVE BUDGET (GHC)			PROGRAMME STATUS		IMPLEMENTING AGENCY		
					Q1	Q2	Q3	Q4	GoG	IGF	Donor	NEW	ON-GOING	LEAD	COLLA	
278.	MANAGEMENT AND ADMINISTRATION	GENERAL ADMINISTRATION	Support Internal Management of Organization	District Assembly					459,549.13	503,470.90		√		GWDA	CAD	
279.			Provide support for Protocol Service	District Assembly						3,000.00			√			
280.			Provide Support for Operations of Security Services	District Assembly					9,925.56	10,000.00			√		GWDA	GPS / GNFS / GIS
281.			Organise Community Engagement to encourage Citizen Participation in Local Governance	District Assembly					57,368.18	16,000.00			√		GWDA	CAD
282.			Organize Official Celebrations (May Day, Independence Day celebrations)	District Assembly					10,000.00	20,000.00			√		GWDA	CAD
283.			Provide support for activities of Traditional Authorities	District Assembly					30,000.00	10,000.00			√		GWDA	CAD
284.			Procure Office Equipment and Logistics	District Assembly					30,000.00	50,000.00			√		GWDA	CAD
285.			Provide payment for IGF Staff Salaries	District Assembly						155,145.48			√		GWDA	CAD
286.			Provide payment of Transfer Grants to Staff	District Assembly						23,323.62			√		GWDA	CAD
287.			Provide payment for Assembly Members (Allowance)	District Assembly					30,000.00	10,000.00			√		GWDA	CAD
288.			Provide for Donations	District Assembly					30,000.00	10,000.00			√		GWDA	CAD
289.			Provide for protocol services	District Assembly					50,000.00	40,000.00			√		GWDA	CAD
290.			Provide for Contributions	District Assembly					70,000.00	60,000.00			√		GWDA	CAD
291.			Support Internal Management of Organization	District Assembly					15,000.00	20,000.00			√		GWDA	CAD
292.		Support Administrative Expenses	Apam									√		GWDA	HRMD	
293.		Undertake DPCU Activities	Apam					15,000.00				√		GWDA	Budget	
294.		Preparation of 2027 Composite Annual Budget and Action Plan	GWDA					55,000.00				√		GWDA	DPU	
295.		Organise 2no, Town Hall meeting to promote social accountability	GWDA					40,000.00	20,000.00			√		GWDA	DPU, Budget	
296.		Conduct regular Monitoring and Evaluation of Programs (M&E)	District wide					50,000.00	10,000.00			√		GWDA	DPCU	
297.		Provide financial support for Sub Structures Activities (Area Councils)	Sub-district offices					-	50,000.00			√		GWDA	DPCU	

S/N	PROGRAMME (PBB)	SUB-PROGRAMME (PBB)	PROJECTS / ACTIVITIES	LOCATION	TIME FRAME				INDICATIVE BUDGET (GHC)			PROGRAMME STATUS		IMPLEMENTING AGENCY	
					Q1	Q2	Q3	Q4	GoG	IGF	Donor	NEW	ON-GOING	LEAD	COLLA
298.	MANAGEMENT AND ADMINISTRATION	LEGAL SERVICES	Provide funds for Legal Activities	District wide						5,000.00		√		GWDA	Central admn
299.			Support Internal Management of Organization	District Assembly						7,000.00		√		GWDA	CAD
300.			Support Administrative Expenses	Apam								√		GWDA	HRMD
301.			Undertake Salary Validation (Personnel & Staff Management)	Apam						3,000.00		√		GWDA	HRMD
302.			Undertake monitoring and Supervision of IGF Staff	Apam						3,000.00		√		GWDA	HRMD
303.			Organise staff training and skills development					30,000.00	15,000.00			√		GWDA	HRMD
304.			Organise training for Assembly Members						30,000.00			√		GWDA	HRMD
305.		FINANCE	Undertake Revenue Mobilization and Improvement exercises	District Assembly						83,000.00		√		GWDA	DFD
306.			Support Internal Audit Operations	Apam				6,000.00	12,000.00			√		GWDA	IAU
307.			Treasury and Accounting Activities	District wide				5,000.00	59,000.00			√		GWDA	DFD
308.			Organise 4no.Audit Committee Meetings									√		GWDA	CAD
309.			Support Internal Management of Organization	District Assembly				20,000.00	10,000.00			√		GWDA	HRMD
310.			Supervision & Inspection of Education Delivery	Apam				32,000.00	10,000.00			√		GWDA	DWD, DED
311.			Organize Independence Day Official Celebration (6 th March)					100,000.00				√		GWDA	DED, CO
312.			Promote the development of Youth through Sports and Culture	District wide				20,000.00				√		GWDA	CAD, DED
313.	SOCIAL DEVELOPMENT	EDUCATION, YOUTH AND SPORTS	Support the of implementation Ghana School Feeding Program (GSFP)	District wide					2,000.00			√		GWDA	DED
314.			Procure Octagon table & chairs for nursery pupils in the district	Schools in the District					71,400.00			√		GWDA	DED
315.			Procure Dual Desks for primary selected schools in the district	Schools in the District					1,300,000.00			√		GWDA	DED
316.			Procure Mono Desks for JHS & SHS in the district	Schools in the District					1,200,000.00			√		GWDA	DED, DWD
317.			Liase with GES to prioritize recruiting and posting Teachers to the district	District wide								√		GWDA	DED, GES
318.			Liase with GES / MoH to establish TVET institutes in the district	Asaa										GWDA	DED, GES, MoH

S/N	PROGRAMME (PBB)	SUB-PROGRAMME (PBB)	PROJECTS / ACTIVITIES	LOCATION	TIME FRAME				INDICATIVE BUDGET (GHC)			PROGRAMME STATUS		IMPLEMENTING AGENCY		
					Q1	Q2	Q3	Q4	GoG	IGF	Donor	NEW	ON-GOING	LEAD	COLLA	
319.	SOCIAL DEVELOPMENT	EDUCATION, YOUTH AND SPORTS	Construct 1 No. 6-Unit classroom block with office, store, staff common and a 6-seater toilet for boys & girls	Brebiano					950,000.00			√		GWDA	DED, DWD	
320.			Construct ICT and Library	Ankamu, Assin, Enyeme					530,000.00			√		GWDA	DED, DWD	
321.			Construct 1 No. 2-Unit KG block with office, store, staff common						480,000.00			√		GWDA	DWD, DED	
322.			Complete 1no. 3-unit Teachers' Quarters											GWDA	DWD, DED	
323.			Complete 1no. 3-unit Teachers' Quarters											GWDA	DWD, DED	
324.			Complete 1no. 3-unit classroom block with toilet facility						100,000.00					GWDA	DWD, DED	
325.			Complete 1no. 3-unit classroom block with toilet facility						130,000.00					GWDA	DWD, DED	
326.			Renovate school buildings	Abonko,									√		GWDA	DWD, DED
327.			SOCIAL DEVELOPMENT	PUBLIC HEALTH SERVICES AND MANAGEMENT	Support Internal Management of Organization	District Assembly						7,000.00		√		GWDA
328.	Support Campaign towards Malaria prevention	District wide							330,000.00			√		GWDA	DHD	
329.	Support HIV/AIDS related activities	District wide							15,380.00			√		GWDA	DWD, DHD	
330.	Liase with MoH in recruiting and posting health service personnel to the district	District wide													GWDA	DHD, MoH
331.	Liase with MoH to upgrade selected health facilities in the district	Eshiem													GWDA	DHD, MoH
332.	Construct 1no. CHPS Compound with ancillary facilities such as nurses' quarters								1,500,000.00			√		GWDA	DHD, DWD	
333.	Construct 1no. CHPS Compound with ancillary facilities such as nurses' quarters								900,000.00			√		GWDA	DHD, DWD	
334.	Construct 1no. CHPS Compound with ancillary facilities such as nurses' quarters, delivery bed, medical equipment etc								900,000.00			√		GWDA	DHD, DWD	
335.	Complete 1no. CHPS Compound with ancillary facilities such as nurses' quarters, delivery wards etc								500,000.00					GWDA	DHD, DWD	
336.	Complete 1no. CHPS Compound	Denkyira							500,000.00					GWDA	DHD, DWD	
337.	Repair selected Clinics in the district (MP)	District Wide					300,000.00			√		GWDA	DHD, DWD			

S/N	PROGRAMME (PBB)	SUB-PROGRAMME (PBB)	PROJECTS / ACTIVITIES	LOCATION	TIME FRAME				INDICATIVE BUDGET (GHC)			PROGRAMME STATUS		IMPLEMENTING AGENCY			
					Q1	Q2	Q3	Q4	GoG	IGF	Donor	NEW	ON-GOING	LEAD	COLLA		
338.			Complete 1no. CHPS Compound	Asempayin					400,000.00					GWDA	DHD, DWD		
339.			Complete 1no. CHPS Compound	Abrekum					230,000.00					GWDA	DHD, DWD		
340.			Renovate Nurses Quarters Compound	Dago					150,000.00			√		GWDA	SWCD		
341.	SOCIAL DEVELOPMENT	SOCIAL WELFARE AND COMMUNITY DEVELOPMENT	Support Internal Management of the Organization	District Assembly						5,000.00		√		GWDA	SWCD		
342.			Support Administrative Expenses	District Assembly									√		GWDA	SWCD, NGO	
343.			Undertake Child Right Protection activities (ISSD) -	District wide	Organize sensitization campaigns on child protection in communities in Gomoa West District									√		GWDA	SWCD, NGO
			Organize sensitization exercises on GBV, Teenage Pregnancy, Child Marriage, Child Labour and Child Trafficking														
344.			Organize sensitization exercises on GBV, Teenage Pregnancy, Child Marriage, Child Labour and Child Trafficking	District wide										√		GWDA	SWCD, NGO
345.			Organize Public Education campaign on Child Delinquency	District wide										√		GWDA	SWCD, NGO
346.			Manage and resolve maintenance, paternity, physical assault and custody cases	District wide										√		GWDA	SWCD
347.			Inspection of Early Childhood Development Centres (ECDC)	District wide						2,150.00	2,000.00			√		GWDA	GDO, CAD / SWCD
348.			Mainstream Gender Empowerment Organize workshop on women empowerment in communities	District wide							1,500.00			√		GWDA	GDO, CAD / SWCD
349.			Organize sensitization programme on sexual and gender-based violence	District wide							1,500.00			√		GWDA	GDO, CAD / SWCD
350.			Undertake Social Protection Activities -Embark on sensitization programmes on policy to drive social protection	District wide						760,000.00	1,000.00			√		GWDA	SWCD
351.			Embark on LEAP visitations in communities	District wide										√		GWDA	SWCD
352.			Promote identification, registration and rehabilitation of PWDs	District wide										√		GWDA	SWCD
353.			Disbursement of Disability Funds and socio-economic empowerment of PWDs	District wide										√		GWDA	B&D
354.				BIRTH AND DEATH	Promote Registration of Infants at birth	District wide						8,760.00		√		GWDA	B&D

S/N	PROGRAMME (PBB)	SUB-PROGRAMME (PBB)	PROJECTS / ACTIVITIES	LOCATION	TIME FRAME				INDICATIVE BUDGET (GHC)			PROGRAMME STATUS		IMPLEMENTING AGENCY	
					Q1	Q2	Q3	Q4	GoG	IGF	Donor	NEW	ON-GOING	LEAD	COLLA
355.	SOCIAL DEVELOPMENT	REGISTRATION SERVICES	Support General Expenses of the department	Apam						2,000.00		√		GWDA	B&D
356.			Organize Public Education on Birth and Death Registration	District wide						2,400.00		√		GWDA	EHSU
357.	INFRASTRUCTURE	PHYSICAL PLANNING	Support Internal Management of the Organization	District Assembly						6,000.00		√		GWDA	PPD
358.			Organize Spatial Planning meetings	Apam						48,000.00		√		GWDA	PPD
359.			Support Administrative Expenses	District Assembly								√		GWDA	PPD
360.			Undertake Street Naming and Property Addressing	Apam					10,000.00			√		GWDA	PPD
361.			Register Assembly Lands	District wide					5,000.00			√		GWDA	PPD
362.			Organize public education to ensure effective Land Use and Spatial Planning	District wide						10,000.00		√		GWDA	PPD
363.			Develop Local Plans for communities in GWDA	District wide					10,000.00					GWDA	PPD
364.			Support Internal Management of the Organization	District Assembly							5,000.00		√		GWDA
365.		Support Administrative Expenses	District Assembly									√		GWDA	DWD
366.		Undertake day today inspection of development Projects (development control)	District wide							25,000.00		√		GWDA	DWD
367.		Renovate Assembly's Residential Buildings	District Assembly					560,000.00				√		GWDA	DWD
368.		Conduct repair and maintenance work on Assembly's Office Building	District Assembly					1,330,000.00				√		GWDA	MP'S OFF. DWD
369.		Undertake reshaping of Roads	District wide					700,000.00				√		GWDA	Transport unit, GPRTU
370.		Undertake reshaping of Roads (MP)	District wide					300,000.00				√		GWDA	Transport unit, GPRTU
371.		Procure and install Street Lights	District wide					50,000.00	140,000.00			√		GWDA	Transport unit, GPRTU
372.		Embark on Road Safety Campaigns	District wide									√		GWDA	DWD
373.		Conduct periodic meetings with Private Road Transport Unions/Drivers	District Wide							5,000.00		√		GWDA	MP'S OFFICE, DWD
374.		Provide support for Self-Help Projects in the district (Constructional Materials)						300,000.00				√		GWDA	DWD

S/N	PROGRAMME (PBB)	SUB-PROGRAMME (PBB)	PROJECTS / ACTIVITIES	LOCATION	TIME FRAME				INDICATIVE BUDGET (GHC)			PROGRAMME STATUS		IMPLEMENTING AGENCY			
					Q1	Q2	Q3	Q4	GoG	IGF	Donor	NEW	ON-GOING	LEAD	COLLA		
375.	INFRASTRUCTURE	PUBLIC WORKS, RURAL HOUSING AND WATER MANAGEMENT	Procure and Supply Construction Materials for community-initiated projects (MP)	District wide					300,000.00			√		GWDA	DWD		
376.			Renovate police station with quarters	Dago					350,000.00						GWDA	DWD	
377.			Install Water Tanks	Gomoamaim, Antseadze, Odumase,					300,000.00						GWDA	DWD	
378.			Drill and mechanize of 5no boreholes in selected communities polytank and electricity connection	Achiase, Akropong, Mamfam, Kokofu, Mankessim					300,000.00				√		GWDA	DWD	
379.			Repair and maintain boreholes	District wide					300,000.00				√		GWDA	DWD	
380.			Extend Ghana Water connectivity to selected communities	Assin, Kantamtwem, Amenfi, Ostew-Jukwa, Nduem, Wassa, Nkran, Nsawam					300,000.00				√		GWDA	BAC	
381.			ECONOMIC DEVELOPMENT	Trade, tourism and industry	Construct 24-hour Economy Model Market	Ankamu					300,000.00			√		GWDA	DPU, BAC
382.					Support Internal Management of the Organization	District Assembly						3000			√		GWDA
383.	Promote Local Economic Development	District wide							98,420.46	3,000.00			√		GWDA	BAC	
384.	Promote Small & Medium Enterprises (LED) Mastercard foundation/BIZBOX interventions	District wide								2,000.00			√		GWDA	BAC	
385.	Promote Trade Development Ensure registration of businesses with Registrar of Company	District wide								2,000.00			√		GWDA	BAC	
386.	Organize Community Based Trainings	District wide							2,600.00	2,100.00			√		GWDA	Planning Unit	
387.	Support market women to access funds under Ghana Jobs and Skills Grant Application programme	District wide								2,000.00			√		GWDA	Planning Unit, Bac & culture dept	

S/N	PROGRAMME (PBB)	SUB-PROGRAMME (PBB)	PROJECTS / ACTIVITIES	LOCATION	TIME FRAME				INDICATIVE BUDGET (GHC)			PROGRAMME STATUS		IMPLEMENTING AGENCY	
					Q1	Q2	Q3	Q4	GoG	IGF	Donor	NEW	ON-GOING	LEAD	COLLA
388.	ECONOMIC DEVELOPMENT	Agricultural Services and Management	Participate in CENTRAL EXPO' 26, Central Regional Investment and Trade Fair					30,000.00	2,500.00		√		GWDA	DAD	
389.			Support Trainings on Marketable Skills (GAVA Training Fair)	District wide						3,500.00		√		GWDA	DAD
390.			Support Internal Management of the Organization	District Assembly								√		GWDA	DAD
391.			Support Administrative Expenses	District wide					150,000.00			√		GWDA	DAD
392.			Organize Official celebration (Farmers Day Celebration)	District wide								√		GWDA	DAD
393.			Implement Agriculture Extension Services	District wide								√		GWDA	DAD
394.			Undertake Surveillance and Control of Pests and Livestock in the District	District wide						50,000.00		√		GWDA	DAD
395.			Support Monitoring and Supervision of Agric activities	District wide					-			√		GWDA	DAD
396.			Support implementation of Mechanization of Agriculture in Ghana (MAG)	District wide						5,000.00		√		GWDA	DAD
397.			Undertake Climate Change Interventions (Climate SMART Agriculture)	District wide					-	200,000.00		√		GWDA	DAD
398.			Support implementation of Government Flagship Projects (FFED GHANA PROG.)						550,000.00	4,000.00		√			DAD
399.			Support Internal Management of the Organization	District Assembly					20,000.00	8,000.00		√		GWDA	EHSU
400.			Organize Community Clean-Up Exercises	District wide					550,000.00			√		GWDA	EHSU
401.			Procure 10no. refuse containers, tools etc							5,000.00		√		GWDA	EHSU
402.	Undertake Medical and Food Screening Exercises	District wide						5,000.00		√		GWDA	EHSU		
403.	Undertake Sanitary Inspection and Compliance Enforcement	District wide					390,000.00			√		GWDA	EHSU		
404.	Evacuate Refuse from crude dump sites	District wide					40,000.00	10,000.00		√		GWDA	EHSU		

S/N	PROGRAMME (PBB)	SUB-PROGRAMME (PBB)	PROJECTS / ACTIVITIES	LOCATION	TIME FRAME				INDICATIVE BUDGET (GHC)			PROGRAMME STATUS		IMPLEMENTING AGENCY		
					Q1	Q2	Q3	Q4	GoG	IGF	Donor	NEW	ON-GOING	LEAD	COLLA	
405.			Undertake Burial of Pauper	District wide					80,000.00	10,000.00		√		GWDA	EHS, ZOOMLION	
406.			Promote CLTS Campaign	District wide					450,000.00			√		GWDA	EHS, ZOOMLION	
407.			Evacuate and lift refuse (Maintain Final Disposal Site)	Gomoa Hwida					380,000.00			√		GWDA	EHSU	
408.			Undertake Solid Waste Management (SIP)	District wide					370,000.00			√		GWDA	EHSU	
409.			Undertake Liquid Waste Management (Fumigation)	District wide					25,000.00			√		GWDA	DWD, EHSU	
410.			Climate Change interventions	District wide					150,000.00			√		GWDA	NADMO	
411.				Environmental Health and Sanitation Services	Complete 8no. w/c toilet facilities	Sampa, ApamNsawam, Brofo, Dago, Pinanko, Eshiem, Apaa Paado Ngyiresi					6,000.00			Type eq	GWDA	NADMO
412.	ENVIRONMENTAL MANAGEMENT	Disaster Prevention and Management	Support Internal Management of the Organization	District Assembly								√				
413.			Support Disaster Management and Prevention in the District (pruning of trees and desilting of drains)	District wide					20,000.00	3,000.00		√		GWDA	NADMO	
414.			Green Economy Activities on Climate Change							83,000.00		√		GWDA	NADMO	
415.			Constitute the district IDDR Team/Committee	District wide						1,000.00		√				
416.			Develop a Disaster Risk Management Plan							20,000.00		√				

CHAPTER SEVEN

MONITORING AND EVALUATION ARRANGEMENTS

INTRODUCTION

Monitoring is designed to appraise operations in order to determine compliance with management controls and regulations. Monitoring is done on a more frequent and regular basis than evaluation. The Gomoa West District Assembly, through the District Planning Coordinating Unit (DPCU) would exercise an overall responsibility over all monitoring and evaluation of the projects and is enjoined to prepare Monitoring and Evaluation reports. Monitoring would be done on regular basis, at least monthly and progress of projects submitted to the General Assembly, and related agencies for their consumption.

At the community level, all stakeholders, especially the beneficiaries (community members) led by Unit Committees, Assembly Members and Opinion Leaders as well as Civil Society and Local Experts would be very much involved or relied on in monitoring of projects and programmes. These groups or individuals could be drafted to form monitoring teams. This would exhibit transparency in project execution and infuse in them sense of ownership.

Participatory process which will involve all the stakeholders, (Staff of GWDA, Assembly Members, Unit Committee Members, Community Members and Opinion Leaders as well as NGOs and CBOs, among others), would be adopted in the monitoring and evaluation of activities concerning the plan. The various Electoral areas have high class personnel (citizenry) who can be involved in monitoring and evaluation of activities, and would be involved in all the processes as was done in the formulation of the plan.

Indicators are needed for measuring progress while targets are specific, planned level of results expected to be achieved within a timeframe. These measurements lead to assessing the achievement or otherwise of stated goals and objectives indicated in the Programme of Action and subsequent Annual and local Action Plans.

The DPCU in its quest to measure the achievements of stated goals and objectives selected some core indicators and district indicators to be tracked within the planned and as input in the national annual progress report.

6.2 Monitoring Matrix

The core and district indicators were categorised into input, output, outcomes and impact indicators respectively in relation to the adopted policy objectives. These indicators should be disaggregated where possible into age, gender, location etc.

6.2.1 Monitoring Result Framework

The Table below provides the monitoring framework of the 2026-2029 indicating the indicators, their baselines and targets.

STAKEHOLDERS TO BE INVOLVED IN MONITORING

The following stakeholders would be involved in the monitoring of projects/programmes in the district.

Table:

No	Stakeholders	Background Information	Roles and Responsibilities
1.	Government Policy Makers	Employees of government Appointed by government	Providers of guidelines Formulates policies
2.	Local Communities	69.7% Urban 30.3% Rural Headed by Chiefs Influenced by Assembly Members and Religious Bodies Unit Committee Members as policy makers	Link external monitors to projects Recipient of development Demand accountability and support data collection Provide resources for development
3.	District Administration / District Planning Coordinating Unit (DPCU)	Employees of government backed by law	Policy formulation Development Planning and budgeting Make laws Direct implementation Provision of key personnel for monitoring Coordinates the activities of Decentralized Departments Revenue mobilization
4.	Assembly Members	Elected members Appointed members Representatives of the people	Make laws Formulate policies Champion the needs of electorates Coordinates unit committee in their electoral areas Revenue mobilization Initiate and monitor projects
5.	Unit Committee Members	Elected members Appointed members Representatives of the people	Champion the needs of electorates/ units (communities) Revenue mobilization Initiate and monitor projects Collect data

6.	Regional Coordinating Council (R.C.C.)	Employees of Government Members of CSOs Opinion Leaders	Policy Planning Development coordination among districts in the Region Harmonization of DMTDP Supervision of administration of the DAs Monitoring and Evaluation of projects
7.	District Health Administration and Service Providers	Employees of government Private practitioners	Providers of curative and public health services Monitor and supervise services provided Collection, collation and analysis of data Play roles as members of district monitoring team
8.	NHIS	Established by Law National Secretariat Implementation is by DAs Board of trustees for each district Employees of govt Line of command is dual	Mobilize funds from local and national sources for administrative and health service provision for members Collection, collation and analysis of data Monitoring and Evaluation
9.	GES and private providers	Employees of government Proprietors of schools	Provision of quality education Monitoring, Evaluation and Supervision of schools Schools children as key disseminators of information Collection, collation and analysis of data
10.	Other Departments	Employees of government Inadequately resourced (Logistics and personnel)	Implementing government policy at the local level Provision of social, economic, security, legal and other services Provision of adult education
11.	MP	Elected to represent the people Resident in the district Appointee of the assembly	To brief constituents Initiate projects Collates the concerns of the people for parliament and higher authority Monitors development Lobbies for development programmes
12.	Development partners	Private companies, foreign and local	Act as donors for various projects Initiate and monitor projects Provide employment Provide social infrastructure for health, education and others

13.	Researchers/ Institutions	Routine data collected but no institutionalized research structure	Information for decision making
14.	Media	Information on outreach basis Reception of most of the FM stations 4 Local FM Stations Availability of national papers District website	Information to the public Means of collecting information Provide Entertainment
15.	Civil Society Groups	(CSOs, FBOs, CBOs, Vulnerable Groups) Organised groups	Information dissemination Act as advocates Initiate projects Collect and provide data and other information Demand accountability and transparency
16.	Traditional Authority	Heads of communities Literate/ Illiterate Family Heads Queen Mothers	Influence decision making Initiate development projects Lobby for projects Custodians of land
17.	NGOs	Multi- National and NGOs (World Vision, etc)	Initiate and support development projects Act as advocates Links the District with other districts and countries Support health, education and other social and economic activities
18.	MLGCD / NDPC other Extra-Ministerial Institutions (eg. GAC)	Employees of government Donor support GoG Support Vertical links with the DA Links with Donors	Provision of guidelines for planning, Monitoring and Evaluation and Budgeting Mediates on the DAs behalf with Donors Monitors and coordinates Das Programmes Support capacity building programmes Formulates policies
19.	Sector Ministries	Employees of government Donor support GoG Support	Translate government policies vertically to all levels of administration Generates funds Initiate and monitor projects at all levels
20.	Office of the Administrator of DACF	Appointed by government Employees of government	Receives and disburses at least 5% of the Consolidated fund to Sub-national structures Monitors DAs Programmes

6.2.2 Monitoring Data Management

The table below present the monitoring data management arrangement for the plan period.

Table 2 : Arrangement for Data Collection, Collation, Analysis and Use of Results

Indicators	Data Collection Period	Data Collection Method	Data Disaggregation	Result
95% score in performance contract	January-February, 2026, 2027, 2028 & 2029	Obtain score of performance	Sectors / indicator areas	Score of the Assembly during External Assessment
10% Annual Increment	January-February, 2026, 2027, 2028 & 2029	Collation of all IGF collected	Revenue areas	IGF mobilization
100% DPAT Score	January-February, 2026, 2027, 2028 & 2029	Obtain score of performance	Sectors / indicator areas	Additional Resource for projects
75% of structures digitized and controlled	January-February, 2026, 2027, 2028 & 2029	records of number of properties	community and Sub-District Structures	Number of immovable properties digitized and numbered
95% of households having access to potable water	January-February, 2026, 2027, 2028 & 2029	Water production per day, number of functional standpipes boreholes	Community and households	Increment in total volume of potable water produced (cubic metres) and number of households benefiting
100km of feeder roads conditions improved	January-February, 2026, 2027, 2028 & 2029	measurement of distances	Feeder road	Kilometre of motorable road network
Maintained of 75km of tarred roads	January-February, 2026, 2027, 2028 & 2029	measurement of distances	Highway, truck road and feeder road	Kilometre of motorable road network
90% of requisite teaching staff available	January-February, 2026, 2027, 2028 & 2029	Teaching staff Register	Schools and subject area	Improved performance at BECE

Indicators	Data Collection Period	Data Collection Method	Data Disaggregation	Result
85% of classrooms in good condition	January-February, 2026, 2027, 2028 & 2029	Asset register	Schools	Improved performance at BECE
Furniture for 90% of basic school pupils	January-February, 2026, 2027, 2028 & 2029	Distribution list	Schools	Improved performance at BECE
70% BECE Performance	January-February, 2026, 2027, 2028 & 2029	Analysis BECE Results	male, female and schools	Performance at BECE
All demarcated health zones operationalized	January-February, 2026, 2027, 2028 & 2029	Daily recording at health facilities	Community and Sub-District	Number of Operational and Constructed CHPS compounds with staff accommodation
90% of requisite health personnel at post in the District	January-February, 2026, 2027, 2028 & 2029	Staff Record at health facilities	male, female	Number of Operational and Constructed CHPS compounds with staff accommodation
90% of operational health facilities in good structures	January-February, 2026, 2027, 2028 & 2029	Asset register	Facility and zones	Number of Operational and Constructed CHPS compounds with staff accommodation
90% of the population above poverty line	January-February, 2026, 2027, 2028 & 2029	Calculation of number of affected persons	Urban, Rural	Poverty reduction rate
Proportion of child poverty reduced by half	January-February, 2026, 2027, 2028 & 2029	Calculation of number of affected persons	Urban, Rural	Child poverty reduction rate
25% of PWDs registered for interventions	January-February, 2026, 2027, 2028 & 2029	Album of PWD	sex, type of disability, location and age	Increased number of Vulnerable persons assisted
5,000new and decent Jobs created	January-February, 2026, 2027, 2028 & 2029	Information from industries and business	sectors / male, female	percent increase in persons working

Indicators	Data Collection Period	Data Collection Method	Data Disaggregation	Result
50% of agro-produce properly stored	January-February, 2026, 2027, 2028 & 2029	Calculation of production stored against total production	location and crop	percentage increase in agro-products
50% of fishing communities with decent landing sites	January-February, 2026, 2027, 2028 & 2029	Project Register	Community	Increment in tonnage of fish production
80% of waste generated properly treated	January-February, 2026, 2027, 2028 & 2029	counting of skip containers and others using landfill sites	Community and households	Reduction in OPD sanitation related cases
10,000 trees planted in degraded areas	January-February, 2026, 2027, 2028 & 2029	Counting of trees planted	Community and type of tree	Favourable weather
50% of communities to be ODF	January-February, 2026, 2027, 2028 & 2029	Records of ODF declared communities	Community, Sub-District Council	Reduction in Open Defecation communities

CHAPTER EIGHT (8)

COMMUNICATION STRATEGY

7.1 Introduction

Communication strategy is meant to inform various stakeholders of the plan implementation processes. It is actually supposed to indicate the state of implementation, findings, successes, experiences, observations, challenges, weaknesses, impact, suggestions, results and recommendations. The plan communication strategy has been put in place to address the above issues. Variety of communication approaches is being used to reach out to all concerned in an appreciable manner.

The institutions, organization and individuals whose responsibilities are crucial for the achievements of the overall goal of this plan are the District Assembly, sector departments, the Regional Co-ordinating Council, Ministries, donors, civil society groups, Non-Governmental Organizations, Communities, socio-economic groups and individuals.

7.2 The Stakeholders

7.2.1 The Assembly

The District Assembly as the planning authority is also responsible for the plan implementation. The responsibility to communicate and disseminate the plan implementation. The responsibility to communicate and disseminate the policies, plan and programmes is as important as its implementation. The District Planning Co-ordination Unit (DPCU) are required to perform the following functions.

- i. Organize stakeholder' meetings to communicate the focus of the District Assembly.
- ii. Mobilization and provision of funds for the Plan implementation.
- iii. Co-ordinating, integration, monitoring and evaluation of the planned programmes and projects by setting terms of reference and a framework for co-ordination and co-operation among institutions and sector departments involved in the implementation of the plan.
- iv. Provision of competent administrative and technical staff to facilitate the plan implementation.
- v. Identification of and due response to implementation bottlenecks that relate to conflict, legal concessional and administrative issues.

- vi. Identification, invitation, persuasion and attracting potential investors by communicating the potentials the exist in the District.
- vii. Facilitating effective information flow systems and feedbacks to enable all stakeholders to be part of the Plan implementation process.
- viii. Ensure periodic revision of the Plan implementation, procedure and cost estimates in response to the changing circumstances.

7.2.2 Sector Departments

The decentralized departments are the implementers and facilitators of the plan. By this, their involvement and knowledge of the plan implementation is very crucial. They are therefore expected to invest and share technical advice with the DPCU, Development Partner/NGOs, and other institutions. The relevant sector departments are required to provide objective comments and advise on technical feasibility of the District Assembly, Community and Private Project. They are also to inform and discuss with the communities, Private Sector; and other Development Partners the policies and programmes of the Assembly Central Government and line Ministries to enable sound decision-making rational sustainable development. They are to provide data and information relevant or making rational decisions and re-planning. Furthermore, they are to assist the Assembly to create awareness, monitor and evaluate the plan programmes and projects in the District over Plan period.

7.2.3 Regional Co-ordinating Council

The Regional Co-ordinating Council as per its mandate is to monitor the implementation of the Plan and ensure that the Assembly is complying with planned programme and projects.

7.2.4 Ministries, Departments and Agencies

The Ministries such as Ministry of Local Government, Decentralization and Rural Development (MLGDRD), Ministry of Finance and Economic Planning, National Development Planning Commission, Ministry of Health, Ministry of Education and Ministry of Agriculture should facilitate the implementation of the plan through communication the Plan to bilateral and donor agencies for the provision resources to implement relevant sector projects. They are to assist the

Assembly to identify, lobby invite, persuade and attract inter-governmental organizations and non-governmental organization into the District.

7.2.5 Non-Governmental Organization

As partner in developments, the NGOs are important implementers and facilitators who often provide funds, materials and technical assistance to some projects in the plan. Their assistance tends to facilitate the efforts of the assembly and communities towards development. some of the NGOs operating in the district should be invited to a stakeholder meeting to inform and share with them of efforts and resources. Their activities should therefore be coordinated by the District Assembly to ensure effective and efficient mobilization and utilization of local and external resources.

7.2.6 The Communities

The communities who are primary stakeholder are keys to the Plan implementation. They are implementer, investors and beneficiaries of the plan. They need to be adequately informed about the policies, plans and programmes of Assembly and ensure their full participation in the plan terms of communal labour, financial contribution, local material and indigenous technical knowledge. They must be informed and involved at all stages of the plan process to ensure success and sustainability of the planned programmes and projects. They must be aware that they are not to over rely on external support but to see such supports as supplementary local initiatives and self-help efforts.

7.2.7 Socio-Economic Groups

Groups and associations such as Small Business Associations (SBAs) Small Business Enterprise (SBEs), Ghana Private Road Transport Union (GPRTU), Farmer-Based Organization; (FBOs) and Fishermen Associations should be informed and involved in the plan implementation process. They are responsible for the mobilization, co-ordination and implementing some aspects of development activities of the plan.

7.2.8 Individuals

The private sector has a crucial role to play with regard to transport, commerce, small industry, agriculture, tourism, natural resources extraction and protection of the environment. It is important the Assembly creates awareness on the policies, programmes and projects of the Plan and create the necessary enabling environment for the private sector to participate in the Plan implementation.

7.3 Arrangements for distribution of the quarterly and annual progress reports

In addition to the mandatory recipient of the progress reports on the implementation of the plan, copies will be given to;

1. Heads of Sector department
2. Traditional Authorities
3. The General Assembly members
4. NGOs
5. Local Economic Unions
6. And any other groupings

7.4 Creation of awareness:

Awareness for the plan will be created through announcements using vans, discussions and broadcast on various FM stations, workshops, publishing the plan on the internet and distributing it through appropriate social media.

7.5 Organisation of meetings with stakeholders who must then take the messages back to

There will be at least one stakeholder engagement in each quarter and in each electoral area on various development management process and activities of the Assembly. They will serve a point of interaction with the general public.

The participant of these workshops will include traditional authorities, transport unions, traders, opinion leaders and other relevant institutions.

7.6 Holding of workshops and community meetings at central locations

There will be at least one stakeholder engagement in each quarter and in each electoral area on various development management process and activities of the Assembly. They will serve a point of interaction with the general public.

7.7 Use of social media

The Assembly will create a dedicate account on Facebook, LinkedIn, and Twitter through which it will have regular communication with the general public.

A WhatsApp group will be created made up of prominent personalities in communities to deliberate regularly on the development issues of the Assembly. Telegram will also be used to cover a wider generality of the populace.

7.8 Promotion

The table below give details of how the various programme areas of the plan will be promoted, feedback received and acted on.

Table 3: Communication Matrix

Programme	Purpose	Audience	Method / Tools	Time frame	Cost	Responsibility
Improvement in Transport Infrastructure network	To ceate public awareness on the current status and future needs of health facilities and deliveries in the district	Community members, traditional authority, CSOs	Festivals, radio, Public hearing	Quarterly		DPCU, GHS
Transport Operations	To sensitise the public on how to prevent environmental related diseases	Community members, traditional authority, CSOs	Radio, community durbars, public hearing	Quarterly		Environmental Health Department
Support Services for Education	To sensitise the public on how to reduce the number of children of school going age on the street while improving educational accessibilty and ensuring quality education in the district	Community members, traditional authority, CSOs	Radio, community durbars, public hearing	Quarterly		DED
Support Services for Education	To ensure gender equity and equality in the district	Community members, traditional authority, CSOs	Radio, community durbars, public hearing	Quarterly		Social Welfare Department and CSOs
Management of education system	To create the public aweranness on how to prevent all forms of disasters in the district	Community members, traditional authority, CSOs	Radio, community durbars, public hearing	Quarterly		NADMO
Transport	To create public awareness on the need to ensure safe and smooth transport service provision	Community members, traditional authority, CSOs	Radio, community durbars, public hearing	Quarterly		DPCU

Programme	Purpose	Audience	Method / Tools	Time frame	Cost	Responsibility
Human Settlements	To enlighten the public on desired settlement structure and provisioning of settlement enhancing infrastructure in the district	Community members, traditional authority, CSOs	Radio, community durbars, public hearing	Quarterly		DPCU
Street Naming and Property Addressing	To educate the public on the need for strict naming and property addressing in the district	Community members, traditional authority, CSOs	Radio, community durbars, public hearing	Quarterly		DPCU
Natural Resource Conservation	To sensitise the public on how to protect the natural resources of the district for the development of the district	Community members, traditional authority, CSOs	Radio, community durbars, public hearing	Quarterly		EPA, CSOs
Food Security and safety	To educate the people of the district on how to ensure the prevention of post harvest losses	Community members, traditional authority, CSOs	Radio, community durbars, public hearing	Quarterly		MoFA
Local Economic Development	To ensure collective awareness and involvement in the development of the local economy of the district	Community members, traditional authority, CSOs	Radio, community durbars, public hearing	Quarterly		DPCU
General Administration	To help ensure effective and efficient administration of the District Assembly	Assembly Members, all workers in the District Assembly, Chiefs and Opinion leaders	DA meetings and workshops, radio, Community durbars	Quarterly		MA
Popular Participation in the governance process	To public awareness involvement of all citizens in the District in the development of the projects and programmes in the district	Community members, traditional authority, CSOs	Radio, community durbars, public hearing	Quarterly		MA

Programme	Purpose	Audience	Method / Tools	Time frame	Cost	Responsibility
Planning and Budgeting	To ensure conformity and efficiency in planning and budgeting	Community members, traditional authority, CSOs	Radio, community durbars, public hearing	Quarterly		DPCU
Justice and Security	To sensitise the public on equal rights to justice and security in the district	Community members, traditional authority, CSOs	Radio, community durbars, public hearing	Quarterly		MA, CSOs

ANNEXES

Annex 1 – Maintenance Plan

Table: Maintenance Plan

S/N	Type of Infrastructure / Assets	Type of Maintenance	Schedule of Maintenance (Start date - end date)	Estimated cost of Maintenance	Location	Responsibility
Education						
<i>Kindergarten</i>						
137.	ADAA NGYERESI METHODIST	Inspection	Yearly	5,000.00	Adaa Ngyeresi	DA
138.	ADAM KYIREN	Inspection	Yearly	5,000.00	Adam Kyiren	DA
139.	AJUMAKOANSA-BREBIANO D/A	Renovation	Yearly		Ajumakoansa	DA
140.	ASEMPANYIN	Inspection	Yearly	5,000.00	Asempanyin	DA
141.	BROFO D/A	Inspection	Yearly	5,000.00	Brofo	DA
142.	GOMOA MANSO NO 2 D/A	Inspection	Yearly	5,000.00	Gomoa Manso No 2	DA
143.	GOMOAMAIM D/A	Inspection	Yearly	5,000.00	Gomoamaim	DA
144.	OHUA D/A	Doors and windows needed	Yearly		Ohua	DA
145.	SAMPA D/A	Inspection	Yearly	5,000.00	Sampa	DA
146.	ABORA D/A	Inspection	Yearly	5,000.00	Abora	DA
147.	ABOTSIA D/A	Inspection	Yearly	5,000.00	Abotsia	DA
148.	GOMOA AJUMAKO D/A	Inspection	Yearly	5,000.00	Gomoa Ajumako	DA
149.	ANKAMU D/A	Walls have cracks	Yearly		Ankamu	DA
150.	AL-KASMIA ISLAMIC	Walls have cracks	Yearly		Ankamu	DA

S/N	Type of Infrastructure / Assets	Type of Maintenance	Schedule of Maintenance (Start date - end date)	Estimated cost of Maintenance	Location	Responsibility
151.	ANTSEADZE-ODUMASA D/A	Inspection	Yearly	5,000.00	Antseadze-Odumasa	DA
152.	GOMOA ASSIN D/A	Uncompleted classroom blocks major repairs needed	Yearly		Gomoa Assin	DA
153.	GOMOA BROFOYEDUR D/A	Renovations	Yearly		Gomoa Brofoyedur	DA
154.	AMANFUL/FAWOMANYE D/A	Repairs	Yearly		Amanful/Fawomanye	DA
155.	APAM ANGLICAN	Repairs	Yearly		Apam	DA
156.	APAM CATHOLIC	Renovations	Yearly		Apam	DA
157.	APAM METHODIST A & KG	Inspection	Yearly	5,000.00	Apam	DA
158.	APAM PRESBY	Inspection	Yearly	5,000.00	Apam	DA
159.	APAM SALVATION ARMY	Inspection	Yearly	5,000.00	Apam	DA
160.	ABAASA NO.2 PRESBY BASIC	Inspection	Yearly	5,000.00	Abaasa	DA
161.	DAWURAMPONG CATHOLIC BASIC	Inspection	Yearly	5,000.00	Dawuramong	DA
162.	DENKYIRA PRESBY	Inspection	Yearly	5,000.00	Denkyira	DA
163.	GOMOA NKRAN D/A PRIMARY	Inspection	Yearly	5,000.00	Gomoa Nkran	DA
164.	OSEDZE S.D.A PRI.	Inspection	Yearly	5,000.00	Osedze S.	DA
165.	W.O.P METH. 'A' PRI.	Inspection	Yearly	5,000.00	Wassa	DA
166.	GOMOA KOFORIDUA D/A BASIC	Renovations	Yearly		Gomoa Koforidua	DA
167.	OHUA-DEBISO D/A BASIC	Inspection	Yearly	5,000.00	Ohua-Debiso	DA
168.	OKWAWU UNITED PRI.	Inspection	Yearly	5,000.00	Okwawu	DA

S/N	Type of Infrastructure / Assets	Type of Maintenance	Schedule of Maintenance (Start date - end date)	Estimated cost of Maintenance	Location	Responsibility
169.	ABAMKROM METH. PRI.	Repairs of brokens windows and doors	Yearly		Abamkrom	DA
170.	ESHIEM CATHOLIC PRI.	Repairs of brokens floors, cracked walls weak windows and doors	Yearly		Eshiem	DA
171.	ESHIEM ISLAMIC BASIC	Inspection	Yearly	5,000.00	Eshiem	DA
172.	FOMENA D/A BASIC	Repairs of windows	Yearly		Fomena	DA
173.	HASOWODZE D/A BASIC	Inspection	Yearly	5,000.00	Akyempim	DA
174.	KOKOFU ISLAMIC BASIC	Repairs of windows and doors	Yearly		Kokofu	DA
175.	KOKOFU METHODIST PRI.	Inspection	Yearly	5,000.00	Kokofu	DA
176.	MOZANO D/A PRIMARY	Inspection	Yearly	5,000.00	Mozano	DA
177.	MFANTSEMAN	Windows and doors need repairs	Yearly		Mfantseman	DA
178.	ABONKO METHODIST BASIC	Repairs of Windows	Yearly		Abonko	DA
179.	BEWADZE D/A	Inspection	Yearly	5,000.00	Bewadze	DA
180.	DARMANG D/A	Inspection	Yearly	5,000.00	Darmang	DA
181.	GYANKROM D/A	Inspection	Yearly	5,000.00	Gyankrom	DA
182.	MANKOADZE D/A BASIC	Inspection	Yearly	5,000.00	Mankoadze	DA
183.	MPRUMEM METHODIST BASIC	Inspection	Yearly	5,000.00	Mprumem	DA
184.	OGUAN METHODIST BASIC	Inspection	Yearly	5,000.00	Oguan	DA
185.	ONYADZE OTSEW- JUKWA BASIC	Inspection	Yearly	5,000.00	Onyadze Otsew- Jukwa	DA
186.	SIMBROFO D/A BASIC	Inspection	Yearly	5,000.00	Simbrofo	DA

S/N	Type of Infrastructure / Assets	Type of Maintenance	Schedule of Maintenance (Start date - end date)	Estimated cost of Maintenance	Location	Responsibility
187.	ABREKUM	Inspection	Yearly	5,000.00	Abrekum	DA
188.	AKYEMFO D/A	Inspection	Yearly	5,000.00	Akyemfo	DA
189.	DAGO DA PRY	Inspection	Yearly	5,000.00	Dago	DA
190.	HWEDA D/A	Inspection	Yearly	5,000.00	Hweda	DA
191.	MUMFORD CATHOLIC A&KG	Inspection	Yearly	5,000.00	Mumford	DA
192.	MUMFORD METHODIST A&B	Inspection	Yearly	5,000.00	Mumford	DA
193.	OBIRI D/A	Inspection	Yearly	5,000.00	Obiri	DA
194.	AKROPONG NO.1 D/A PRIMARY	Inspection	Yearly	5,000.00	Akropong	DA
195.	NKORANSA/AKWAKROM	Inspection	Yearly	5,000.00	Nkoransa / Akwakrom	DA
196.	DUNKWA/ACHIASE METHODIST PRIMARY	Renovation	Yearly		Dunkwa/Achiase	DA
197.	ENYEME S.D.A	Renovation	Yearly		Enyeme	DA
198.	GOMOA MANKESSIM METH. A & B PRI.	Inspection	Yearly	5,000.00	Gomoa Mankessim	DA
199.	OBOKROM/KUMASI METHODIST PRIMARY	Inspection	Yearly	5,000.00	Obokrom / Kumasi	DA
200.	ODINA OGUA MDCC PRIMARY	Renovation	Yearly		Odina Oguaa	DA
201.	ODINA OGUA METH. BASIC	Repairs	Yearly		Odina Oguaa	DA
202.	OLEFREKU D/A PRIMARY	Repairs	Yearly		Olefreku	DA
203.	NKORANSA/AKWAKROM DA KG	Inspection	Yearly	5,000.00	Nkoransa / Akwakrom	DA
204.	APPIAKROM DEBISO BASIC	Inspection	Yearly	5,000.00	Appiakrom Debiso	DA
205.	AYANFUL D/A BASIC	Inspection	Yearly	5,000.00	Ayanful	DA

S/N	Type of Infrastructure / Assets	Type of Maintenance	Schedule of Maintenance (Start date - end date)	Estimated cost of Maintenance	Location	Responsibility
206.	MAMPONG D/A BASIC	Inspection	Yearly	5,000.00	Mampong	DA
207.	TARKWA CATHOLIC BASIC	major repairs	Yearly		Tarkwa	DA
208.	TARKWA ISLAMIC BASIC	Inspection	Yearly	5,000.00	Tarkwa	DA
209.	TARKWA METHODIST BASIC	Minor repairs	Yearly		Tarkwa	DA
210.	TECHIMAN D/A BASIC	Minor repairs	Yearly		Techiman	DA
211.	<i>Primary Schools</i>					
212.	ADAA-NGYIRESI BASIC	Inspection	Yearly	5,000.00	Adaa Ngyeresi	DA
213.	ADAM KYIREM BASIC	Inspection	Yearly	5,000.00	Adam Kyiren	DA
214.	AJUMAKO-ANSAH D/A	Repairs	Yearly		Ajumakoansa	DA
215.	ASEMPANYI D/A BASIC	Repairs	Yearly		Asempanyin	DA
216.	BROFO D/A BASIC	Inspection	Yearly	5,000.00	Brofo	DA
217.	GOMOA MANSO NO.2 PRI.	Repairs	Yearly		Gomoa Manso No 2	DA
218.	GOMOAMAIM D/A BASIC	Repairs	Yearly		Gomoamaim	DA
219.	OHUA D/A BASIC	Repairs	Yearly		Ohua	DA
220.	SAMPA D/A PRIMARY	Inspection	Yearly	5,000.00	Sampa	DA
221.	ABORA D/A BASIC	Repairs	Yearly		Abora	DA
222.	ABOTSIA D/A PRIMARY	Repairs	Yearly		Abotsia	DA
223.	AL-KASMIA ISLAMIC BASIC	Repairs	Yearly		Gomoa Ajumako	DA
224.	AMANFUL/FAWOMANYE D/A	Repairs	Yearly		Ankamu	DA
225.	ANKAMU D/A PRIMARY	Repairs	Yearly		Ankamu	DA
226.	ANTSEADZE/ODUMASE D/A	Inspection	Yearly	5,000.00	Antseadze-Odumasa	DA

S/N	Type of Infrastructure / Assets	Type of Maintenance	Schedule of Maintenance (Start date - end date)	Estimated cost of Maintenance	Location	Responsibility
227.	ASSIN BROFOYEDUR METH PRIM	Repairs	Yearly		Gomoa Assin	DA
228.	GOMOA AJUMAKO D/A BASIC	Repairs	Yearly		Gomoa Brofoyedur	DA
229.	GOMOA ASSIN METH PRIM	Repairs	Yearly		Amanful/Fawomanye	DA
230.	APAM ANGLICAN PRY	Repairs	Yearly		Apam	DA
231.	APAM CATH.A &B PRY	Repairs	Yearly		Apam	DA
232.	APAM METHODIST B&C	Repairs	Yearly		Apam	DA
233.	APAM PRESBYTERIAN	Inspection	Yearly		Apam	DA
234.	APAM SALVATON ARMY	Repairs	Yearly		Apam	DA
235.	APAM METH. A & KG	Repairs	Yearly		Abaasa	DA
236.	ABAASA NO.2 PRESBY	Inspection	Yearly	5,000.00	Dawurampong	DA
237.	DAWURAMPONG CATH.	Inspection	Yearly	5,000.00	Denkyira	DA
238.	DENKYIRA PRESBY	Renovations	Yearly		Gomoa Nkran	DA
239.	GOMOA NKRAN D/A PRY	Inspection	Yearly	5,000.00	Osedze S.	DA
240.	GOMOA KOFORIDUA D/A	Inspections	Yearly	5,000.00	Wassa	DA
241.	OHUA-DEBISO D/A PRY	Inspection	Yearly	5,000.00	Gomoa Koforidua	DA
242.	OKWAWU UNITED PRI	Inspection	Yearly	5,000.00	Ohua-Debiso	DA
243.	OSEDZE S.D.A PRI.	Inspection	Yearly	5,000.00	Okwawu	DA
244.	W.O.P METH. 'A' PRI.	Inspection	Yearly	5,000.00	Abamkrom	DA
245.	ABAMKROM METH. PRI.	Renovations	Yearly		Eshiem	DA
246.	ESHIEM CATHOLIC PRI.	Inspection	Yearly	5,000.00	Eshiem	DA

S/N	Type of Infrastructure / Assets	Type of Maintenance	Schedule of Maintenance (Start date - end date)	Estimated cost of Maintenance	Location	Responsibility
247.	ESHIEM ISLAMIC BASIC	Fixing windows and doors	Yearly		Fomena	DA
248.	FOMENA D/A BASIC	Repairs of windows and doors	Yearly		Akyempim	DA
249.	HASOWODZE D/A BASIC	Renovations	Yearly		Kokofu	DA
250.	KOKOFU ISLAMIC BASIC	Renovations	Yearly		Kokofu	DA
251.	KOKOFU METHODIST PRI.	Inspection	Yearly	5,000.00	Mozano	DA
252.	MOZANO D/A PRIMARY	Inspection	Yearly	5,000.00	Mfantseman	DA
253.	ABONKO METHODIST	Renovations	Yearly		Abonko	DA
254.	BEWADZE D/A	Renovations	Yearly		Bewadze	DA
255.	DARMANG D/A	Inspection	Yearly	5,000.00	Darmang	DA
256.	GYANKROM D/A	Renovations	Yearly		Gyankrom	DA
257.	MANKOADZE D/A	Inspection	Yearly	5,000.00	Mankoadze	DA
258.	MPRUMEM METH.BASIC	Inspection	Yearly	5,000.00	Mprumem	DA
259.	OGUAN METHODIST BASIC	Inspection	Yearly	5,000.00	Oguan	DA
260.	ONYADZE OTSEW JUKWA	Renovations	Yearly		Onyadze Otsew- Jukwa	DA
261.	SIMBROFO D/A BASIC	Renovations	Yearly		Simbrofo	DA
262.	ABREKUM D/A	Inspection	Yearly	5,000.00	Abrekum	DA
263.	AKYEMFO D/A	Renovations	Yearly		Akyemfo	DA
264.	DAGO COMM. A	Inspection	Yearly	5,000.00	Dago	DA
265.	HWEDA D/A	Inspection	Yearly	5,000.00	Hweda	DA
266.	MUMFORD CATH. A&KG	Inspection	Yearly	5,000.00	Mumford	DA

S/N	Type of Infrastructure / Assets	Type of Maintenance	Schedule of Maintenance (Start date - end date)	Estimated cost of Maintenance	Location	Responsibility
267.	MUMFORD CATH . B	Renovation	Yearly		Mumford	DA
268.	MUMFORD METH. A&B	Renovation	Yearly		Obiri	DA
269.	OBIRI D/A	Renovations	Yearly		Akropong	DA
270.	AKROPONG NO.1 D/A PRY	Inspection	Yearly	5,000.00	Nkoransa / Akwakrom	DA
271.	NKORANSA/AKWAKROM	Inspection	Yearly	5,000.00	Dunkwa/Achiase	DA
272.	DUNKWA/ACHIASE METH.	Inspection	Yearly	5,000.00	Enyeme	DA
273.	ENYEAME S.D.A	Inspection	Yearly	5,000.00	Gomoa Mankessim	DA
274.	GOM. MANKESSIM ME	Inspection	Yearly	5,000.00	Obokrom / Kumasi	DA
275.	OBOKROM/KUMASI METH	Inspection	Yearly	5,000.00	Odina Oguaa	DA
276.	ODINA/OGUAA MDCC PRY	Inspection	Yearly	5,000.00	Odina Oguaa	DA
277.	ODINA OGUAA METH. BASIC	Inspection	Yearly	5,000.00	Olefreku	DA
278.	OLEFREKU D/A PRIMARY	Inspection	Yearly	5,000.00	Nkoransa / Akwakrom	DA
279.	APPIAKROM DEBISO BASIC	Inspection	Yearly	5,000.00	Appiakrom Debiso	DA
280.	AYANFUL D/A BASIC	Inspection	Yearly	5,000.00	Ayanful	DA
281.	MAMPONG D/A BASIC	Inspection	Yearly	5,000.00	Mampong	DA
282.	TARKWA CATHOLIC BASIC	Inspection	Yearly	5,000.00	Tarkwa	DA
283.	TARKWA ISLAMIC BASIC	Inspection	Yearly	5,000.00	Tarkwa	DA
284.	TARKWA METHODIST BASIC	Inspection	Yearly	5,000.00	Tarkwa	DA
285.	TECHIMAN D/A BASIC	Inspection	Yearly	5,000.00	Techiman	DA
286.	<i>Junior High School</i>					
287.	ADAA-NGYIRESI BASIC	Repairs of windows and doors	Yearly	300,000.00	Adaa-Ngyiresi	DA

S/N	Type of Infrastructure / Assets	Type of Maintenance	Schedule of Maintenance (Start date - end date)	Estimated cost of Maintenance	Location	Responsibility
288.	ADAM KYIREM BASIC	Repairs of windows and doors	Yearly	300,000.00	Adam Kyirem	DA
289.	AJUMAKO-ANSAH D/A BASIC	Repairs of windows and doors	Yearly	300,000.00	Ajumako-Ansah	DA
290.	ASEMPANYI D/A BASIC	Repairs of windows and doors	Yearly	300,000.00	Asempanyi	DA
291.	BROFO D/A BASIC	major repairs	Yearly	300,000.00	Brofo	DA
292.	GOMOA MANSO NO.2 JHS	Inspections	Yearly	300,000.00	Gomoa Manso	DA
293.	GOMOAMAIM D/A BASIC	Repairs of windows and doors	Yearly	300,000.00	Gomoamaim	DA
294.	OHUA D/A BASIC	Repairs of windows and doors	Yearly	300,000.00	Ohua	DA
295.	SAMPA D/A JHS	Repairs windows and doors	Yearly	300,000.00	Sampa	DA
296.	ABORA D/A BASIC	Repairs of doors broken	Yearly	300,000.00	Abora	DA
297.	AL-KASMIA ISLAMIC BASIC	Inspections	Yearly	5,000.00	Ankamu	DA
298.	AMANFUL/FAWOMANYE D/A	Renovations	Yearly	300,000.00	Amanful / Fawomanye	DA
299.	ANKAMU D/AJHS	Renovations	Yearly	300,000.00	Ankamu	DA
300.	ANTSEADZE ODUMASI D/A	Renovations	Yearly	300,000.00	Antseadze Odumasi	DA
301.	ASSIN BROFOYEDUR METH JHS	Inspections	Yearly	300,000.00	Assin Brofoyedur	DA
302.	GOMOA AJUMAKO D/A BASIC	Renovations	Yearly	300,000.00	Gomoa Ajumako	DA
303.	GOMOA ASSIN METH JHS	Renovations	Yearly	300,000.00	Gomoa Assin	DA
304.	APAM ANGLICAN J.H.S	Renovations	Yearly	300,000.00	Apam	DA
305.	APAM CATHOLIC 'A &' B' J.H.S	Renovations	Yearly	300,000.00	Apam	DA

S/N	Type of Infrastructure / Assets	Type of Maintenance	Schedule of Maintenance (Start date - end date)	Estimated cost of Maintenance	Location	Responsibility
306.	APAM METHODIST 'A,B &C' J.H.S	Renovations	Yearly	300,000.00	Apam	DA
307.	APAM PRESBYTERIAN BASIC	Inspections	Yearly	5,000.00	Apam	DA
308.	APAM SALVATION ARMY J.H.S	Renovations	Yearly	300,000.00	Apam	DA
309.	ABAASA NO.2 PRESBY BASIC	Inspections	Yearly	5,000.00	Abaasa	DA
310.	DAWURAMPONG CATHOLIC	Inspections	Yearly	5,000.00	Dawurampong	DA
311.	DENKYIRA PRESBY	Inspections	Yearly	5,000.00	Denkyira	DA
312.	GOMOA KOFORIDUA D/A	Renovations	Yearly		Gomoa Koforidua	DA
313.	WASSA-NKRAN D/A JHS	Inspections	Yearly	5,000.00	Wassa-Nkran	DA
314.	OHUA-DEBISO D/A JHS	Inspections	Yearly	5,000.00	Ohua-Debiso	DA
315.	OKWAWU UNITEDD/A J.H.S	Inspections	Yearly	5,000.00	Okwawu	DA
316.	W.O.P.METHODIST B	Inspections	Yearly	5,000.00	Wassa	DA
317.	W.O.P METHODIST A	Inspections	Yearly	5,000.00	Wassa	DA
318.	ESHIEM D/A J.H.S	Renovations	Yearly		Eshiem	DA
319.	ESHIEM ISLAMIC BASIC	Renovations	Yearly		Eshiem	DA
320.	FOMENA D/A BASIC	Renovations	Yearly		Fomena	DA
321.	GOMOA ABAMKROM D/A J.H.S	Renovations	Yearly		Gomoa Abamkrom	DA
322.	HASOWODZE D/A BASIC	Inspections	Yearly	5,000.00	Hasowodze	DA
323.	KOKOFU D/A J.H.S	Renovations	Yearly		Kokofu	DA
324.	KOKOFU ISLAMIC BASIC	Renovations	Yearly		Kokofu	DA

S/N	Type of Infrastructure / Assets	Type of Maintenance	Schedule of Maintenance (Start date - end date)	Estimated cost of Maintenance	Location	Responsibility
325.	MOZANO D/A J.H.S	Renovations	Yearly		Mozano	DA
326.	ABONKO METHODIST BASIC	Renovations	Yearly		Abonko	DA
327.	AMENFID/A J.H.S	Inspections	Yearly	5,000.00	Amenfi	DA
328.	DARMANG JHS	Inspections	Yearly	5,000.00	Darmang	DA
329.	GYANKROM D/A JHS	New classrooms	Yearly		Gyankrom	DA
330.	MANKOADZE METHODIST BASIC	Inspections	Yearly	5,000.00	Mankoadze	DA
331.	MPRUMEM METH.BASIC	NEEDS REPAIRS	Yearly		Mprumem	DA
332.	OGUAN METHODIST BASIC	Inspections	Yearly		Oguan	DA
333.	ONYADZE OTSEW JUKWA	WINDOWS RIPPED OFF	Yearly		Onyadze Otsew Jukwa	DA
334.	SIMBROFO D/A JHS	BROKEN DUAL DESK BEYOUND REPAIRS	Yearly		Simbrofo	DA
335.	ABREKUM	Inspections	Yearly	5,000.00	Abrekum	DA
336.	AKYEMFO D/A	Inspections	Yearly	5,000.00	Akyemfo	DA
337.	DAGO DA JHS	Inspections	Yearly	5,000.00	Dago	DA
338.	HWEDA D/A	Inspections	Yearly	5,000.00	Hweda	DA
339.	MUMFORD COMM. B JHS	Inspections	Yearly	5,000.00	Mumford	DA
340.	MUMFORD COMM . A&C JHS	Renovations	Yearly		Mumford	DA
341.	OBIRI D/A	Renovations	Yearly		Obiri	DA
342.	AKROPONG NO.1 D/A J.H.S	Renovations	Yearly		Akropong	DA
343.	DUNKWA/ACHIASE D/A J.H.S	Renovations	Yearly		Dunkwa / Achiase	DA

S/N	Type of Infrastructure / Assets	Type of Maintenance	Schedule of Maintenance (Start date - end date)	Estimated cost of Maintenance	Location	Responsibility
344.	ENYEAME SDA	Renovations	Yearly		Enyeame	DA
345.	GOMOA MANKESSIM D/A	Inspections	Yearly	5,000.00	Gomoa Mankessim	DA
346.	NKORANSA D/A J.H.S	Inspections	Yearly	5,000.00	Nkoransa	DA
347.	OBOKROM D/A J.H.S	Inspections	Yearly	5,000.00	Obokrom	DA
348.	ODINA OGUA A MDCC J.H.S	Inspections	Yearly	5,000.00	Odina Oguaa	DA
349.	ODINA OGUA A METH. BASIC	Inspections	Yearly	5,000.00	Odina Oguaa	DA
350.	APPIAHKROM DEBISO BASIC	Inspections	Yearly	5,000.00	Appiahkrom Debiso	DA
351.	AYANFUL D/A BASIC	Inspections	Yearly	5,000.00	Ayanful	DA
352.	MAMPONG D/A BASIC	Inspections	Yearly	5,000.00	Mampong	DA
353.	TARKWA CATHOLIC BASIC	Inspections	Yearly	5,000.00	Tarkwa	DA
354.	TARKWA ISLAMIC BASIC	Repairs	Yearly		Tarkwa	DA
355.	TARKWA METHODIST BASIC	Inspections	Yearly	5,000.00	Tarkwa	DA
356.	TECHIMAN D/A J.H.S	Major Repairs	Yearly		Techiman	DA
Health						
<i>CHPS Compounds</i>						
357.	Alata CHPS/Asafo fNo. 1 CHPS	Inspections	Yearly	5,000.00	Apam	DA
358.	Boatyard CHPS	Inspections	Yearly	5,000.00	Apam	DA
359.	Nsuekyir CHPS	Inspections	Yearly	5,000.00	Apam	DA
360.	Ankamu CHPS	Inspections	Yearly	5,000.00	Ankamu	DA
361.	Nkoransa CHPS	Inspections	Yearly	5,000.00	Nkoransa	DA
362.	Assin CHPS	Inspections	Yearly	5,000.00	Assin	DA

S/N	Type of Infrastructure / Assets	Type of Maintenance	Schedule of Maintenance (Start date - end date)	Estimated cost of Maintenance	Location	Responsibility
363.	Anteadze CHPS	Inspections	Yearly	5,000.00	Antseadze	DA
364.	Obiri CHPS	Inspections	Yearly	5,000.00	Obiri	DA
365.	Ngyiresi CHPS	Inspections	Yearly	5,000.00	Ngyiresi	DA
366.	Sampa CHPS	Inspections	Yearly	5,000.00	Sampa	DA
367.	Kyiren CHPS	Inspections	Yearly	5,000.00	Kyiren	DA
368.	Asempayin CHPS	Inspections	Yearly	5,000.00	Asempanyi	DA
369.	Nsrabansraban CHPS	Inspections	Yearly	5,000.00	Mumford	DA
370.	Mumford CHPS	Inspections	Yearly	5,000.00	Mumford	DA
371.	Abamkrom CHPS	Inspections	Yearly	5,000.00	Abamkrom	DA
372.	Eshiem CHPS	Inspections	Yearly	5,000.00	Esheim	DA
373.	Debiso CHPS	Inspections	Yearly	5,000.00	Debiso	DA
374.	Enyeme CHPS	Inspections	Yearly	5,000.00	Enyeme	DA
375.	Akropong CHPS	Inspections	Yearly	5,000.00	Akropong	DA
376.	Tarkwa CHPS	Inspections	Yearly	5,000.00	Tarkwa	DA
377.	Kumasi CHPS	Inspections	Yearly	5,000.00	Kumasi	DA
378.	Abonko CHPS	Inspections	Yearly	5,000.00	Abonko	DA
379.	Abrekum CHPS	Inspections	Yearly	5,000.00	Abrekum	DA
380.	Mankoadze CHPS	Inspections	Yearly	5,000.00	Mankoadze	DA
381.	Mprumem CHPS	Inspections	Yearly	5,000.00	Mprumem	DA
382.	Abasa CHPS	Inspections	Yearly	5,000.00	Abaasa	DA
383.	Fomena CHPS	Inspections	Yearly	5,000.00	Fomena	DA

S/N	Type of Infrastructure / Assets	Type of Maintenance	Schedule of Maintenance (Start date - end date)	Estimated cost of Maintenance	Location	Responsibility
384.	Kokofu CHPS	Inspections	Yearly	5,000.00	Kokofu	DA
385.	Wassa CHPS	Inspections	Yearly	5,000.00	Wassa	DA
386.	Denkyira CHPS	Inspections	Yearly	5,000.00	Denkyira	DA
387. Health Centre						
388.	Apam RCH	Inspections	Yearly	5,000.00	Apam	DA
389.	Mumford H/C	Inspections	Yearly	5,000.00	Mumford	DA
390.	Dago H/C	Inspections	Yearly	5,000.00	Dago	DA
391.	Brofo H/C	Inspections	Yearly	5,000.00	Brofo	DA
392.	Oguaa H/C	Inspections	Yearly	5,000.00	Oguaa	DA
393.	Osedze H/C	Inspections	Yearly	5,000.00	Osedzie	DA
394.	Ngouchi H/C	Inspections	Yearly	5,000.00	Onyadze	DA
395. Markets						
396.	Kaneshie Market	Renovations	Yearly	85,000.00	Apam	DA
397.	Mamfam Market	Provision of sheds and stalls	Yearly	250,000.00	Apam	DA
398.	Ankamu Old Market	Inspection	Yearly	5,000.00	Ankamu	DA
399.	Ankamu New Market	General Civil Works and repairs	Yearly	1,500,000.00	Ankamu	DA
400.	Kumasi Market	Inspections	Yearly	5,000.00	Kumasi	DA
401.	Enyeme Market	Inspections	Yearly	5,000.00	Enyeme	DA
402.	Dawurampong Market	General Civil works and repairs	Yearly	1,500,000.00	Dawurampong	DA
403.	Fomena Market	Inspections	Yearly	5,000.00	Fomena	DA

S/N	Type of Infrastructure / Assets	Type of Maintenance	Schedule of Maintenance (Start date - end date)	Estimated cost of Maintenance	Location	Responsibility
404.	Mankesim Market	Inspection	Yearly	5,000.00	Mankessim	DA
405.	Eshiem Market	Renovations	Yearly	50,000.00	Esheim	DA
406.	Brofo Market	Renovations	Yearly	50,000.00	Brofo	DA
407.	Nkyien Nkwanta Market	Provision of sheds, stalls and modern facilities	Yearly	850,000.00	Kyiren Nkwanta	DA
408.	Dago Market	Inspections	Yearly	5,000.00	Dago	DA
409.	Mumford Market	Provision of sheds and stalls	Yearly	750,000.00	Mumford	DA
410. Transportations						
411.	Ankamu – Dago Road	Potholes patching	Yearly	-	Ankamu – Dago	DA
412.	Kyiren-Nkwanta – Daga Road	Potholes patching	Yearly	-	Kyiren-Nkwanta – Daga	DA
413.	Ankamu – Nkran Road	Completion of construction	Yearly	-	Ankamu – Nkran	DA
414.	Kyiren-Nkwanta – Mando Road	Surface bitumen	Yearly	-	Kyiren-Nkwanta – Mando	DA
415.	Enyeme – Eshiem Road	Pothole patching	Yearly	-	Enyeme – Eshiem	DA
416.	Feeder road network	reshaping	Yearly	250,000.00	District wide	DA

Annex - 2

PUBLIC HEARINGS

Sub-District level - Mumford Town Council

Venue: GPRTU Office, Mumford

Date: September 17, 2025

- a. Medium of invitations, notices, announcements issued for participation:
 - i. letters
 - ii. WhatsApp

- b. Names of special/interest groups & individuals invited:
 - i. Persons with Disability**
 - ii. Women**
 - iii. Youth Group**
 - iv. Local political actors / Assembly Members**

- c. Total Number of Persons at hearing: 85
- d. Gender Ratio/Percentage represented (or give a head count of women):
- e. Language(s) used at hearing: **Fante and English**
- f. Major Issues at Public Hearing (in order of importance):
 - 1. Health Centre**
 - 2. Water provision**
 - 3. Electricity extension**
 - 4. Repairs of classroom**

- g. Main controversies and major areas of complaints: N/A
- h. Proposals for the resolution of the above controversies and complaints: **none**
- i. Unresolved questions or queries: **n/a**
- j. At what level are these unresolved problems going to be resolved and why: **n/a**
- k. A Brief Comment on General Level of Participation: **n/a**

- a. Medium of invitations, notices, announcements issued for participation:
 - i. **letters**
 - ii. **Phone calls**

- b. Names of special/interest groups & individuals invited:
 - i. **Persons with Disability**
 - ii. **Women**
 - iii. **Youth Group**
 - iv. **Local political actors**

- c. Total Number of Persons at hearing: **17**

- d. Gender Ratio/Percentage represented (or give a head count of women): **5**

- e. Language(s) used at hearing: **Fante and English**

- f. Major Issues at Public Hearing (in order of importance):
 - 1. Street drains**
 - 2. Community centre**
 - 3. Bridge link through path road towards main road**
 - 4. School library**
 - 5. Drainage system**
 - 6. Recreational centres for children / school kids**
 - 7. Fixing of the bore-holes and community stand-pipes**
 - 8. Community centre**
 - 9. Street drainages**
 - 10. School toilet**
 - 11. School toilet**
 - 12. Road from Antseadze to Odumase**
 - 13. CHPS compound**

- g. Main controversies and major areas of complaints: **none**

- h. Proposals for the resolution of the above controversies and complaints: **none**

- i. Unresolved questions or queries: **n/a**

- j. At what level are these unresolved problems going to be resolved and why: **n/a**

- k. A Brief Comment on General Level of Participation: **n/a**

Gomoa Eshiem Area Council

Venue: EP Church, Abamkrom

Date: 19th September, 2025

- a. Medium of invitations, notices, announcements issued for participation:
 - i. **letters**
 - ii. **Phone Call**

- b. Names of special/interest groups & individuals invited:
 - i. **Persons with Disability**
 - ii. **Women**
 - iii. **Youth Group**
 - iv. **Local political actors**

- c. Total Number of Persons at hearing: **35**

- d. Gender Ratio/Percentage represented (or give a head count of women): **11**

- e. Language(s) used at hearing: **Fante and English**

- f. Major Issues at Public Hearing (in order of importance):
 - 1. Road (Gomoa Abamkrom)**
 - 2. Community toilet (Gomooa Eshiem)**
 - 3. CHPS compound (Gomoa Abamkrom)**
 - 4. Inadequate stand pipes (Gomoa Eshiem)**
 - 5. Central market (Gomoa Mozano)**
 - 6. Chps compound (Gomoa Mankessim)**
 - 7. Community centre (Gomoa Ayanful)**
 - 8. KVIP (Gomoa Eshiem)**
 - 9. Inadequate teachers (Gomoa Ayanful)**
 - 10. Kvip (Gomoa Akyempim)**
 - 11. CHPS compound**
 - 12. School / community park**
 - 13. CHPS compound**
 - 14. Teachers bungalow**
 - 15. Community centre**
 - 16. ICT lab**
 - 17. Market**
 - 18. Toilet**
 - 19. Hospital**

- g. Main controversies and major areas of complaints: **none**

- h. Proposals for the resolution of the above controversies and complaints: **none**

- i. Unresolved questions or queries: **n/a**

- j. At what level are these unresolved problems going to be resolved and why: **n/a**

- k. A Brief Comment on General Level of Participation: **n/a**

Gomoa Dawurampong Area Council

Venue: Basic School Premise, Darmang

Date: 23rd September, 2025

- a. Medium of invitations, notices, announcements issued for participation:
 - i. **letters**

- b. Names of special/interest groups & individuals invited:
 - i. **Persons with Disability**
 - ii. **Women**
 - iii. **Youth Group**
 - iv. **Local political actors**

- c. Total Number of Persons at hearing: **35**

- d. Gender Ratio/Percentage represented (or give a head count of women): **4**

- e. Language(s) used at hearing: **Ewe and English**

- f. Major Issues at Public Hearing (in order of importance):
 - 1. Construction of toilet facility**
 - 2. Construction of community market**
 - 3. Loan for traders, farmers, etc**
 - 4. Grading of road**
 - 5. Employment for the youth**
 - 6. Chps compound (Wassa)**
 - 7. Streetlight**
 - 8. KVIP**
 - 9. Provision of teachers**
 - 10. K.g block (Gomoa Darmang D/A basic school)**
 - 11. Provision of counsellors**
 - 12. Loans for farming**
 - 13. Renovation of school facilities**
 - 14. Roofing of abandoned school block**
 - 15. Provision of water facilities**

- g. Main controversies and major areas of complaints: **none**

- h. Proposals for the resolution of the above controversies and complaints: **none**
- i. Unresolved questions or queries: **n/a**
- j. At what level are these unresolved problems going to be resolved and why: **n/a**
- k. A Brief Comment on General Level of Participation: **n/a**

ANNEX – 3

ADOPTION OF DISTRICT MEDIUM TERM DEVELOPMENT PLAN BY DEVELOPMENT PLANNING SUB-COMMITTEE

Development Planning Sub-Committee

The Development Planning Sub-Committee of the Assembly held meeting on 7th October, 2025. As part of their agenda was the adoption of the 2025-2029 District Medium Term Development Plan. Below is the summary of the outcome of the meeting;

Venue: District Assembly Hall, Apam **Date: 7th October, 2025**

- a. Medium of invitations: Official letter, text messages, whatsapp platform, telephone calls
- b. Names of special/interest groups & individuals invited:
 - i. Selected members of District Planning Coordinating Unit (DPCU) members
 - ii. Assembly members
- c. Total Number of Persons at hearing: 16
- d. Gender Ratio/Percentage represented (or give a head count of women): **2**
- e. Language(s) used at hearing: **English, Fante**
- f. Major Issues at Public Hearing (in order of importance):
 - i. Assembly members should be involved in data collection for the District plans.
 - ii. Gomoa Kyiren has only three (3) trained teachers.
 - iii. Rent in the District has increased outrageously.
 - iv. Gomoa Ngyiresi CHPS washroom required tiling.
 - v. Gomoa Abaasa No. 2 left out of desks donation. The last donation was made in 2013.
 - vi. Gomoa Kyiren-Nkwanta highway needs speed ramps to curb over-speeding which results in vehicles knocking down indigenes.
 - vii. Child trafficking, child abuse and child emigration is gradually becoming rampant in the District
- g. Main controversies and major areas of complaints: **None**
- h. Proposals for the resolution of the above controversies and complaints: **N/A**
- i. Unresolved questions or queries: **N/A**
- j. At what level are these unresolved problems going to be resolved and why: **N/A**

A Brief Comment on General Level of Participation:

The honourable Members were concerned about the availability of resources to implement the plan.

ANNEX – 4

Assent to Acceptance of Public Hearing Report

District Chief Executive
Hon. Alhaji Mohammed Kassim



.....

District Coordinating Director
Marian Dankwaa Mensah



.....

Presiding Member
Hon. Stephen Donkoh




.....

Chairman of Development Planning Sub-Committee
Hon. Peaceful Aidoo



.....

District Planning Officer
Mac-Abubakar Abdul-Razak



.....

